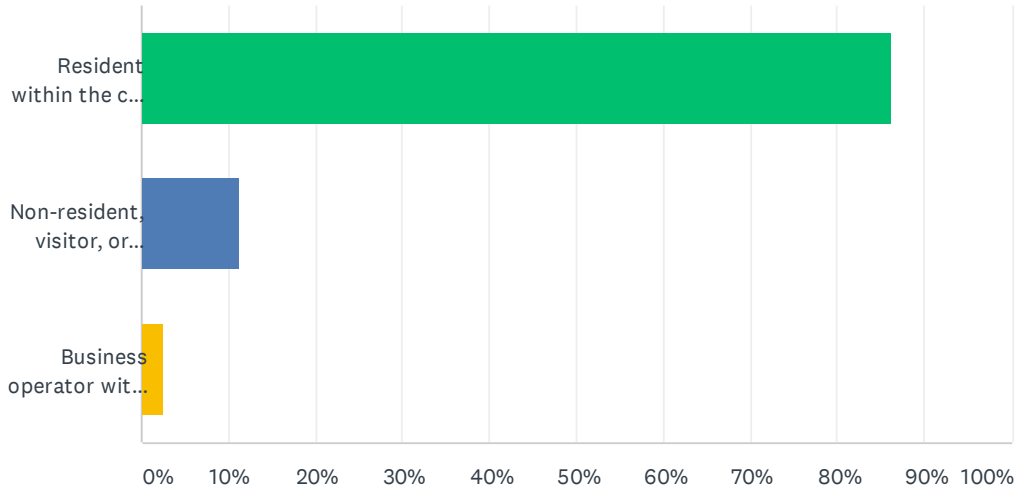


Q1 Tell us a little bit about yourself. I am a:

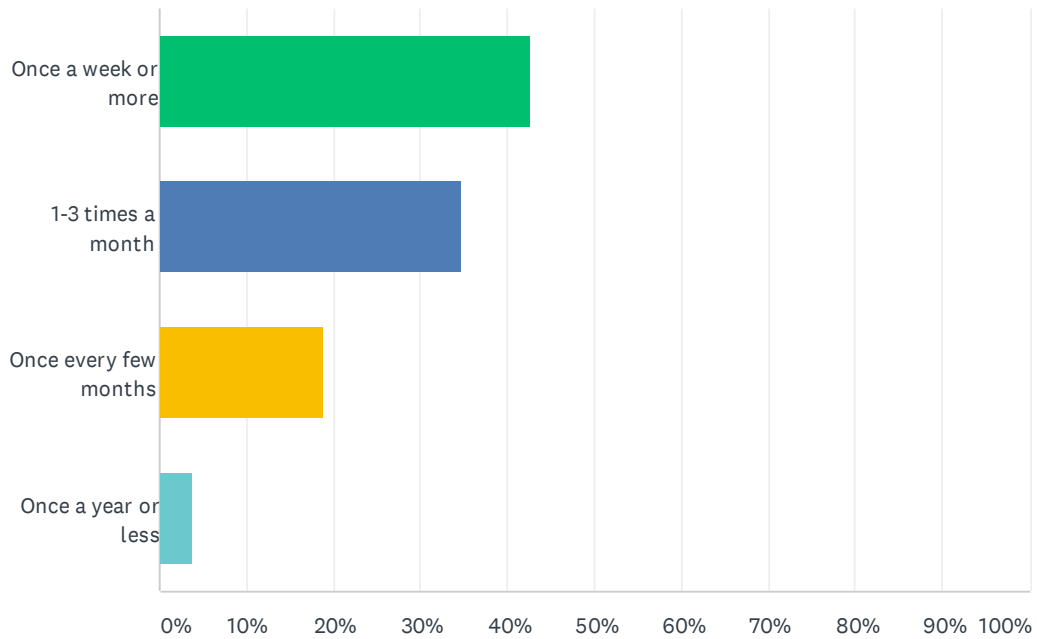
Answered: 2,776 Skipped: 0



ANSWER CHOICES	RESPONSES	
Resident within the city limits of Alexandria	86.20%	2,393
Non-resident, visitor, or employee	11.35%	315
Business operator within the city limits of Alexandria	2.45%	68
TOTAL		2,776

Q2 Since June 2020, I visited the Alexandria Waterfront or the King Street corridor:

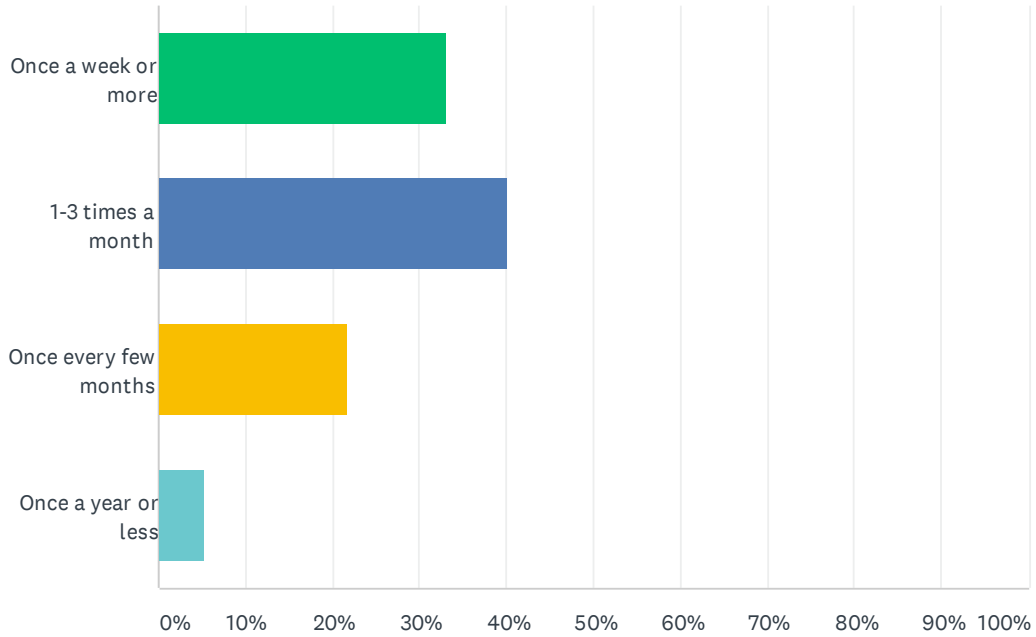
Answered: 2,506 Skipped: 270



ANSWER CHOICES	RESPONSES	
Once a week or more	42.66%	1,069
1-3 times a month	34.76%	871
Once every few months	18.91%	474
Once a year or less	3.67%	92
TOTAL		2,506

Q3 Since June 2020, I patronized a King Street corridor business:

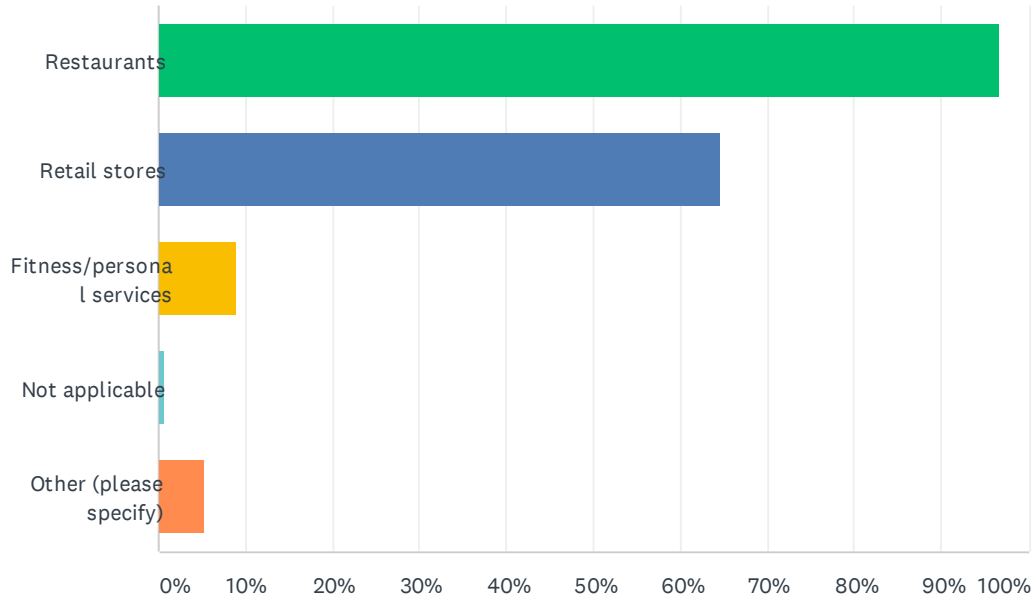
Answered: 2,506 Skipped: 270



ANSWER CHOICES	RESPONSES	
Once a week or more	33.04%	828
1-3 times a month	40.10%	1,005
Once every few months	21.71%	544
Once a year or less	5.15%	129
TOTAL		2,506

Q4 The type of King Street corridor businesses I typically frequent are (check all that apply):

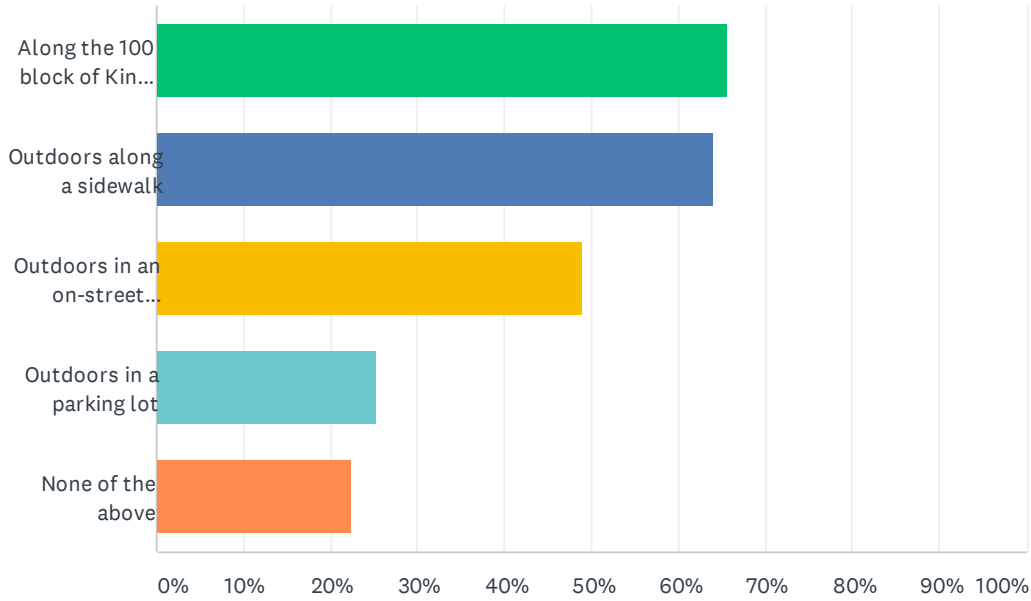
Answered: 2,506 Skipped: 270



ANSWER CHOICES	RESPONSES	
Restaurants	96.65%	2,422
Retail stores	64.68%	1,621
Fitness/personal services	9.10%	228
Not applicable	0.68%	17
Other (please specify)	5.19%	130
Total Respondents: 2,506		

Q5 Since June 2020, I've dined, shopped or participated in a fitness class at these locations (check all that apply):

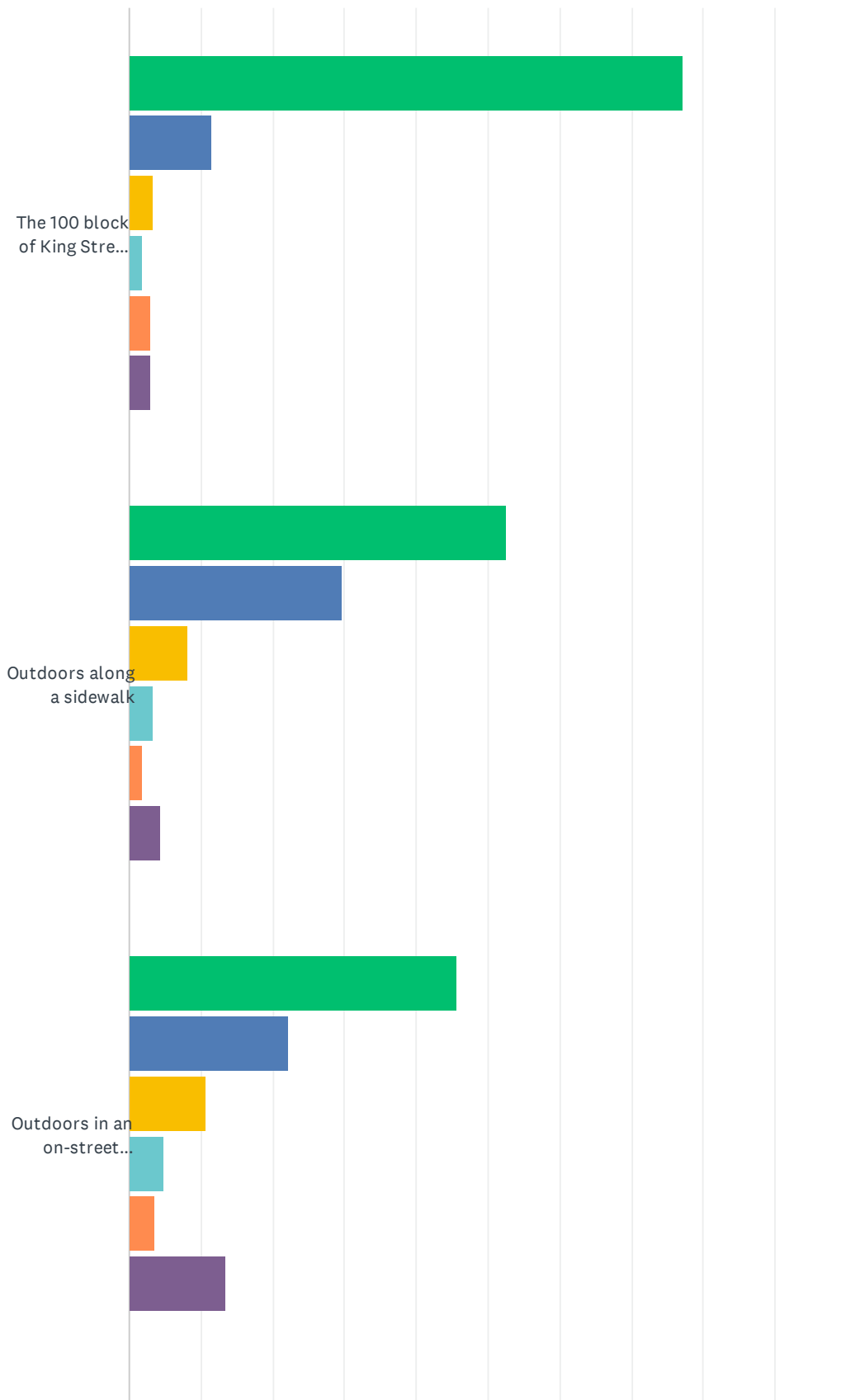
Answered: 2,506 Skipped: 270



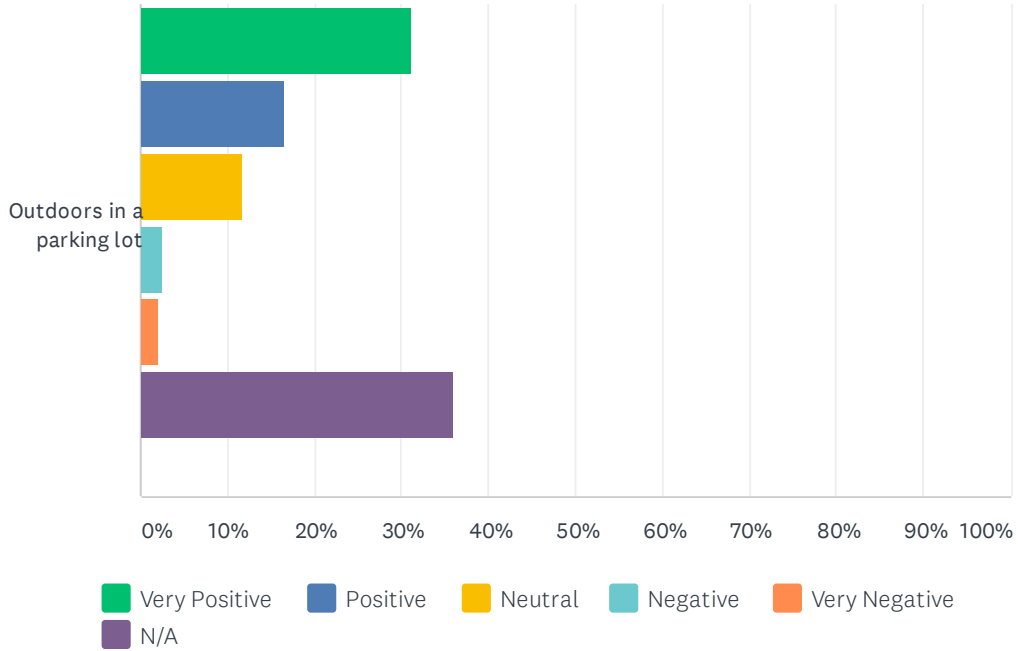
ANSWER CHOICES	RESPONSES	
Along the 100 block of King Street, closed to traffic	65.76%	1,648
Outdoors along a sidewalk	63.97%	1,603
Outdoors in an on-street parking space	48.96%	1,227
Outdoors in a parking lot	25.26%	633
None of the above	22.47%	563
Total Respondents: 2,506		

Q6 Please rate the quality of your experience with the following:

Answered: 2,506 Skipped: 270



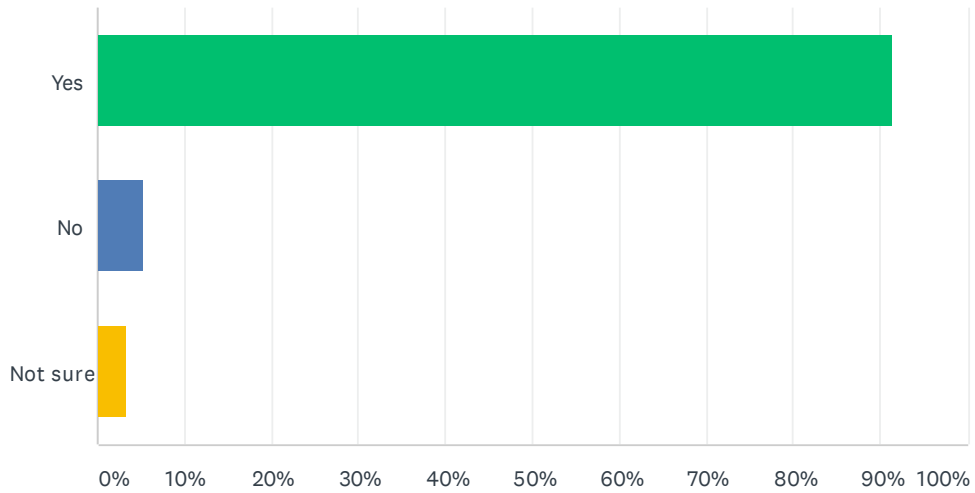
Outdoor Business Feedback



	VERY POSITIVE	POSITIVE	NEUTRAL	NEGATIVE	VERY NEGATIVE	N/A	TOTAL	WEIGHTED AVERAGE
The 100 block of King Street closed to vehicle traffic	77.13% 1,933	11.57% 290	3.39% 85	1.96% 49	2.99% 75	2.95% 74	2,506	4.63
Outdoors along a sidewalk	52.41% 1,304	29.74% 740	8.16% 203	3.42% 85	1.89% 47	4.38% 109	2,488	4.33
Outdoors in an on-street parking space	45.55% 1,127	22.27% 551	10.63% 263	4.77% 118	3.48% 86	13.30% 329	2,474	4.17
Outdoors in a parking lot	31.18% 757	16.47% 400	11.74% 285	2.47% 60	2.18% 53	35.96% 873	2,428	4.12

Q7 Are you more likely to go to a restaurant that has outdoor seating?

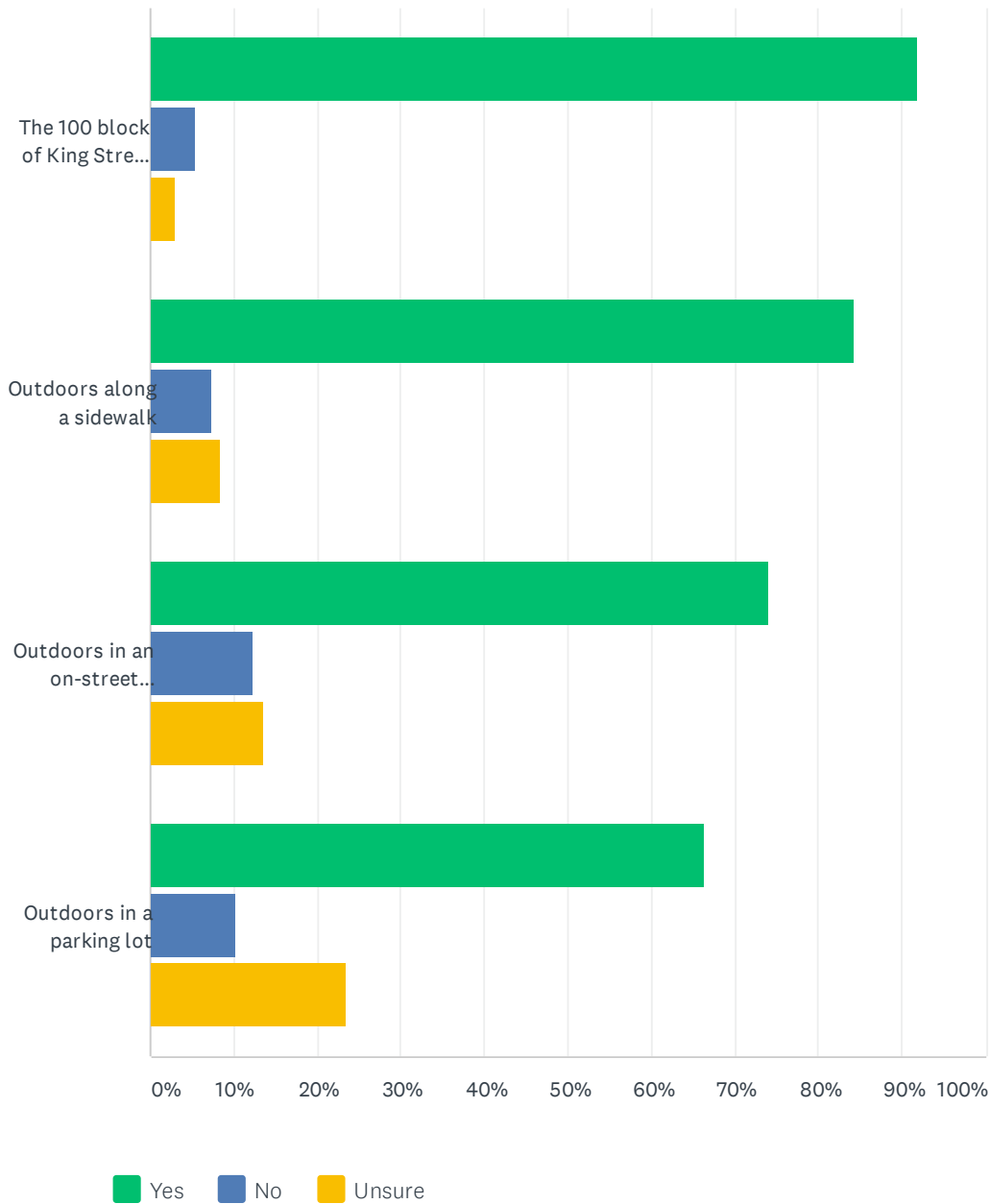
Answered: 2,506 Skipped: 270



ANSWER CHOICES	RESPONSES	
Yes	91.38%	2,290
No	5.31%	133
Not sure	3.31%	83
TOTAL		2,506

Q8 Would you like to see dining, shopping or fitness activities continue on a permanent basis at these locations?

Answered: 2,506 Skipped: 270



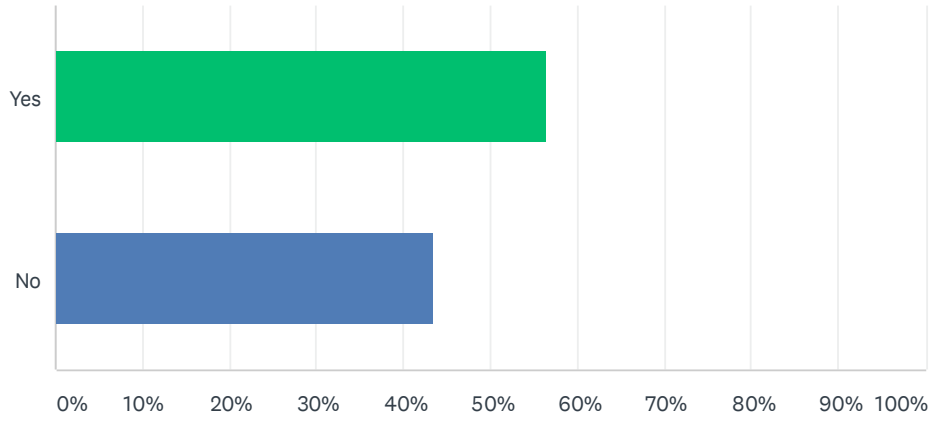
	YES	NO	UNSURE	TOTAL
The 100 block of King Street closed to traffic	91.77% 2,297	5.39% 135	2.84% 71	2,503
Outdoors along a sidewalk	84.30% 2,100	7.43% 185	8.27% 206	2,491
Outdoors in an on-street parking space	74.08% 1,835	12.39% 307	13.52% 335	2,477
Outdoors in a parking lot	66.38% 1,623	10.18% 249	23.44% 573	2,445

Q9 In a few words, please explain your responses to the question above.

Answered: 2,124 Skipped: 652

Q10 Since March 2020, did you take advantage of the curbside loading zones designated for customer pick-up?

Answered: 2,506 Skipped: 270



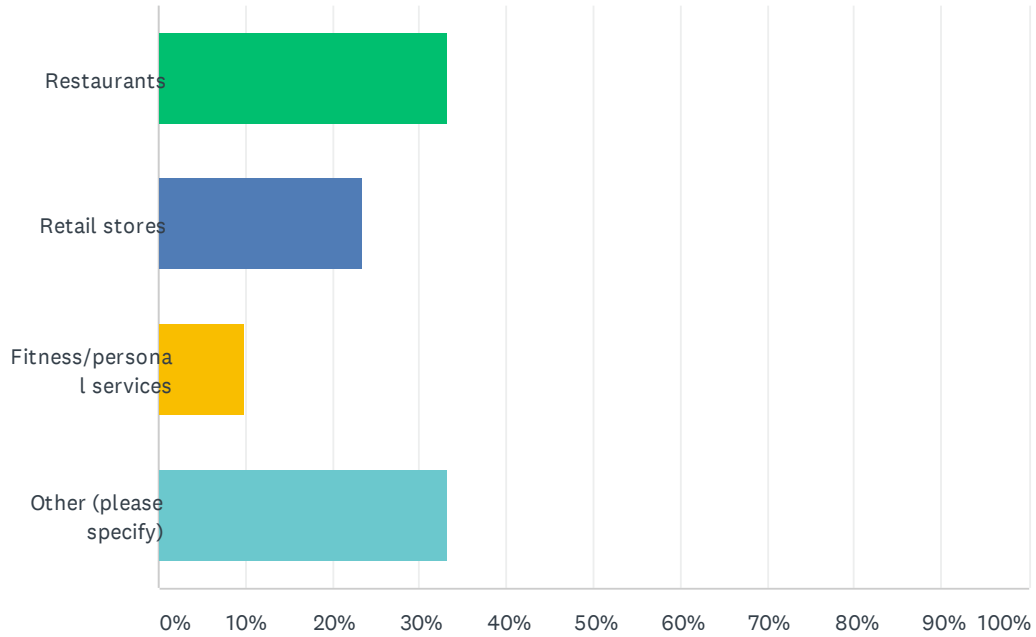
ANSWER CHOICES	RESPONSES	
Yes	56.54%	1,417
No	43.46%	1,089
TOTAL		2,506

Q11 In a few words, please explain why you did or did not take advantage of curbside loading zones.

Answered: 2,040 Skipped: 736

Q12 I am associated with this type of business:

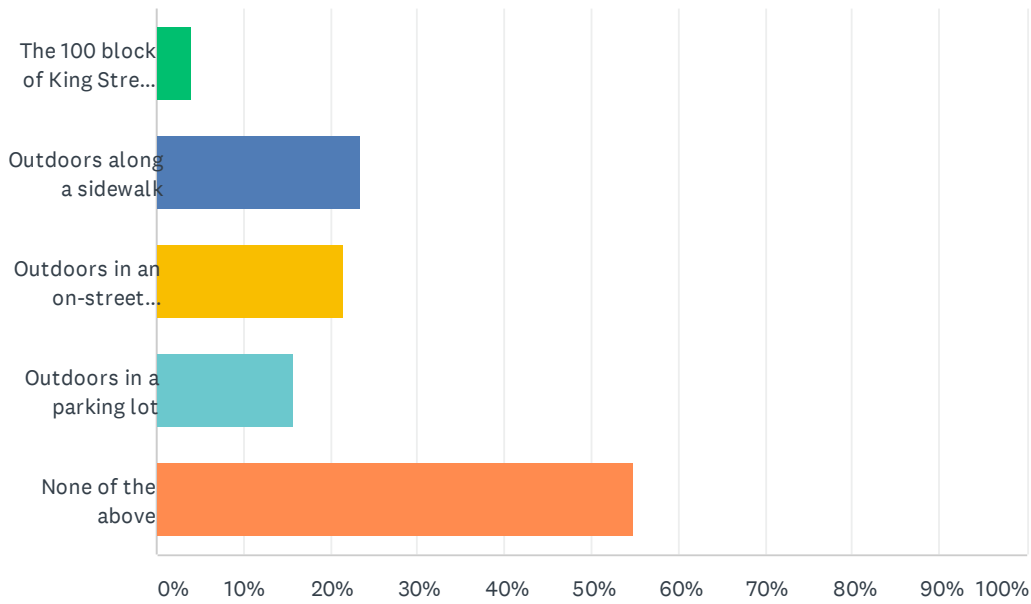
Answered: 51 Skipped: 2,725



ANSWER CHOICES	RESPONSES	
Restaurants	33.33%	17
Retail stores	23.53%	12
Fitness/personal services	9.80%	5
Other (please specify)	33.33%	17
TOTAL		51

Q13 During the COVID-19 pandemic, I expanded my business outdoors to these locations (check all that apply):

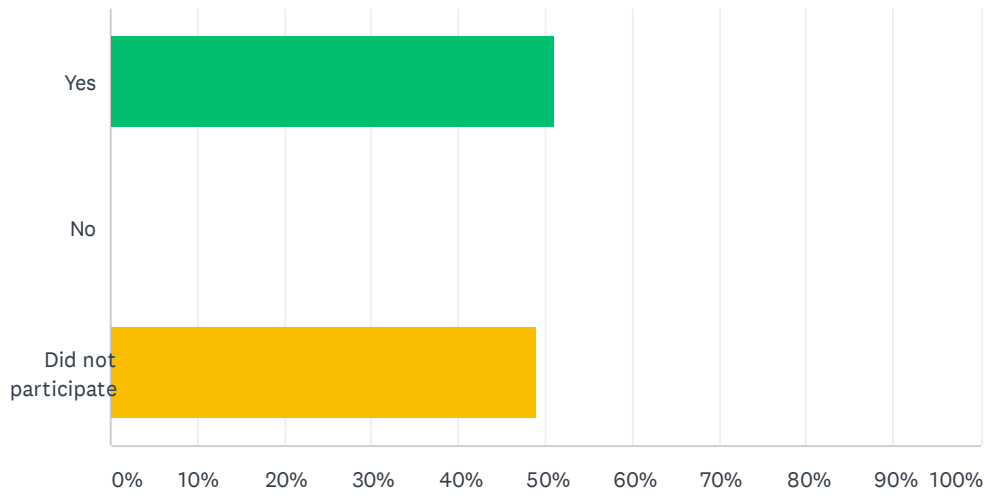
Answered: 51 Skipped: 2,725



ANSWER CHOICES	RESPONSES	
The 100 block of King Street closed to vehicle traffic	3.92%	2
Outdoors along a sidewalk	23.53%	12
Outdoors in an on-street parking space	21.57%	11
Outdoors in a parking lot	15.69%	8
None of the above	54.90%	28
Total Respondents: 51		

Q14 Did your outdoor business expansion prove to be economically advantageous?

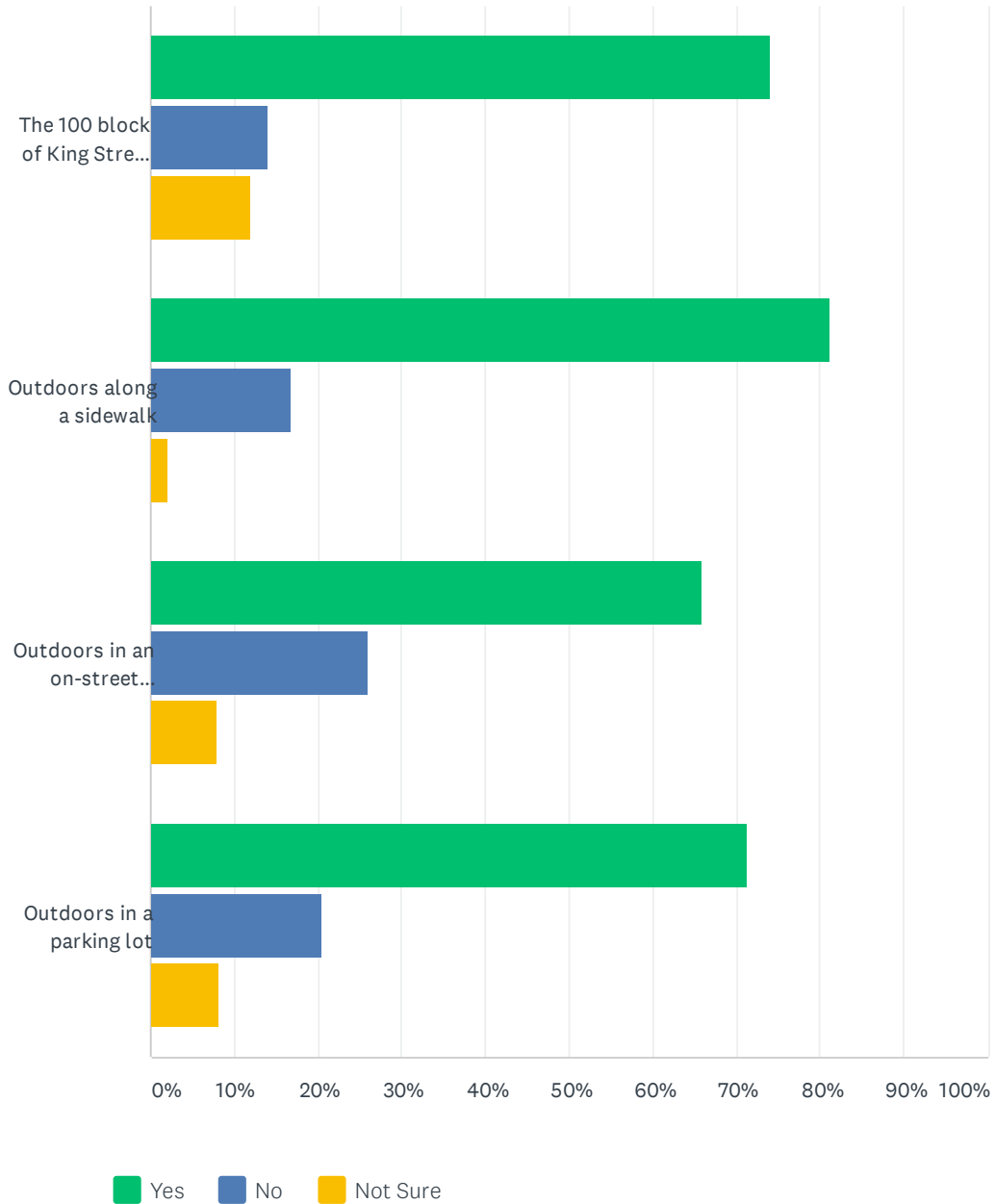
Answered: 51 Skipped: 2,725



ANSWER CHOICES	RESPONSES	
Yes	50.98%	26
No	0.00%	0
Did not participate	49.02%	25
TOTAL		51

Q15 The City Council approved the opportunity to expand businesses outdoors at these locations until January 1, 2022. Would you like to see these locations continue as areas to conduct business on a permanent basis?

Answered: 51 Skipped: 2,725



Outdoor Business Feedback

	YES	NO	NOT SURE	TOTAL
The 100 block of King Street closed to traffic	74.00% 37	14.00% 7	12.00% 6	50
Outdoors along a sidewalk	81.25% 39	16.67% 8	2.08% 1	48
Outdoors in an on-street parking space	66.00% 33	26.00% 13	8.00% 4	50
Outdoors in a parking lot	71.43% 35	20.41% 10	8.16% 4	49

Q16 If you answered “No” to any of the items in the question above, in a few words, please tell us why?

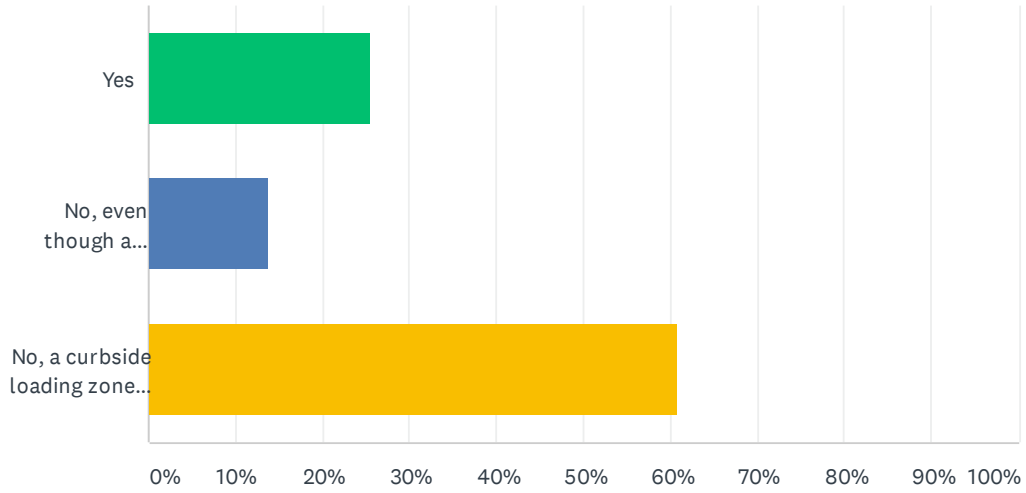
Answered: 24 Skipped: 2,752

Q17 What is an economically feasible amount you would pay as an annual fee for the use of one on-street parking space for dining, retail or fitness classes?

Answered: 51 Skipped: 2,725

Q18 Was a curbside loading zone designated for customer pick-up financially advantageous to your business?

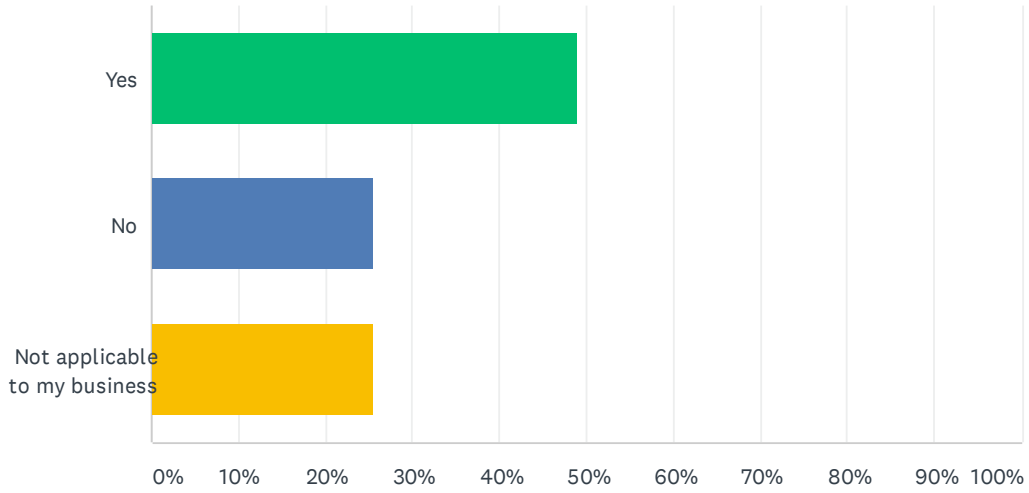
Answered: 51 Skipped: 2,725



ANSWER CHOICES	RESPONSES	
Yes	25.49%	13
No, even though a curbside loading zone was near to my business	13.73%	7
No, a curbside loading zone was not close to my business	60.78%	31
TOTAL		51

Q19 Would you like to see the continuation of the curbside loading zones designated for customer pick-up?

Answered: 51 Skipped: 2,725



ANSWER CHOICES	RESPONSES	
Yes	49.02%	25
No	25.49%	13
Not applicable to my business	25.49%	13
TOTAL		51

Q20 In a few words, please explain why you would or would not like to see the continuation of curbside curbside loading zones for customer pick-up?

Answered: 40 Skipped: 2,736