



Homelessness in the City of Alexandria: *Update on the Strategic Plan*

City Council Meeting
October 23, 2018

City of Alexandria Strategic Plan

Key Indicator to Achieve by 2022

Reduce Homelessness from 224 persons in 2016 to 173

Action Items

- Implement Strategies toward functionally ending chronic homelessness by the end of 2017
- Identify and support homeless youth and transitional age youth (18 to 24) by implementing best practices.



The Partnership to Prevent and End Homelessness in the City of Alexandria

Vision

Within the City of Alexandria, no one should experience homelessness - no one should be without a safe, suitable, and stable place to call home

Mission

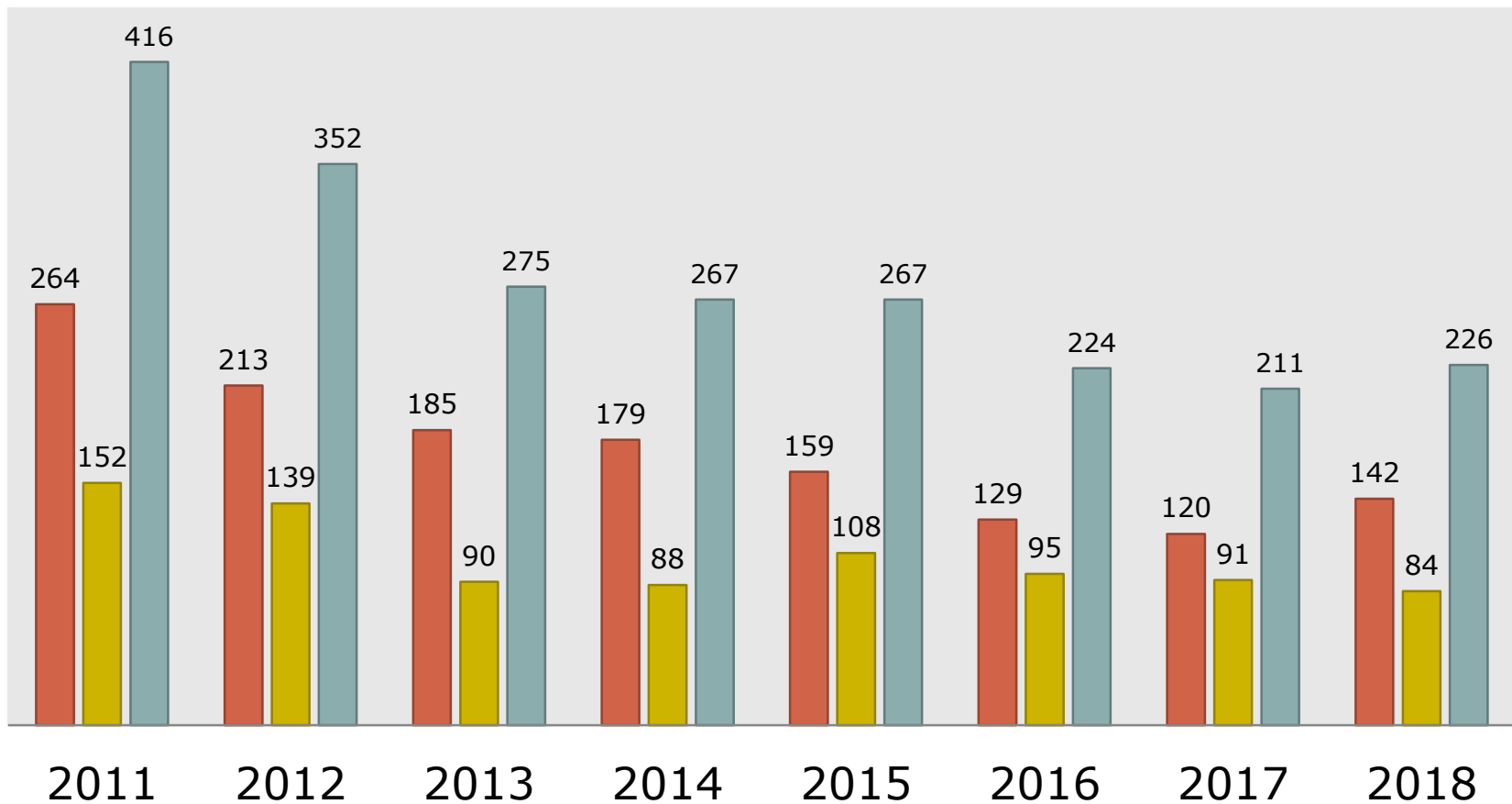
To ensure the planning, coordination, and implementation of an effective and efficient continuum of care to prevent and end homelessness in the City of Alexandria

Point in Time Data

POI

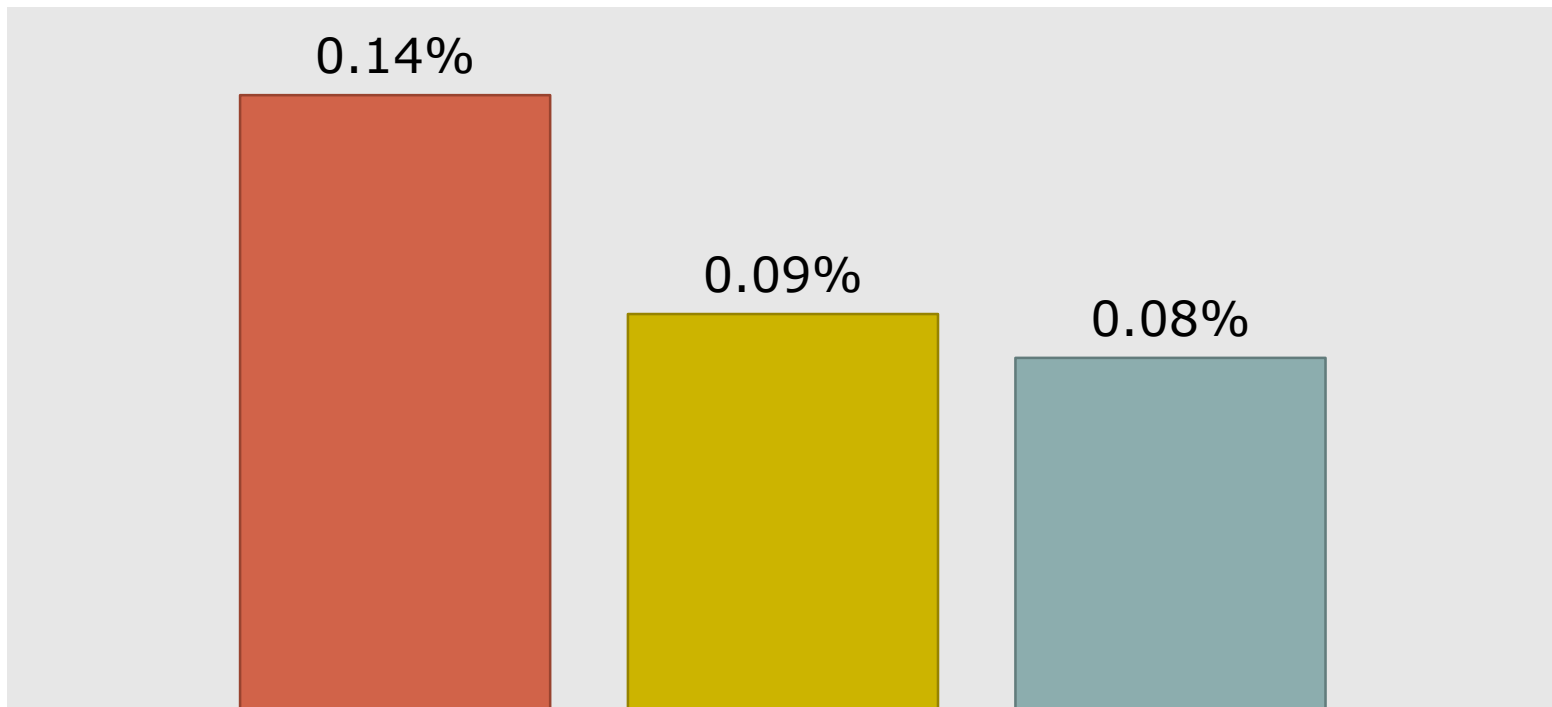
Since 2011 the City of Alexandria has achieved a 46% decline in the total number of persons experiencing homelessness on the night of the Annual Point-in-Time Count.

■ Single Adults ■ Persons in Families ■ Total



2018 Share of Population Experiencing Homelessness

■ City of Alexandria ■ Arlington County ■ Fairfax County



Homeless as Percentage of Total Population

The Partnership's Accomplishments 2015 to 2018

- Established permanent housing options and increased resources for homeless subpopulations.
- Functionally ended Veteran homelessness.
- Street homelessness has decreased 17% since 2017; 35% decrease since 2015
- Creation of specialized supportive services for person's experiencing homelessness.
- Same Day Access for coordinated entry

Gap: Lack of Housing for People at 30% of AMI

Housing available for below 30% of the AMI:

- 769 Public Housing Units
- 1,926 Housing Choice Vouchers - 1,415 in use
- 1,062 Project Based Housing Choice Voucher Units

Low annual turnover, approximately 100 Households

ARHA Waiting List:

Housing Choice Vouchers - 8,045

Public Housing – 7,182

Elderly/Disabled - 880

Moderate Rehabilitation- 2,635

Gap: Lack of Housing for People at 30% of AMI

Best practices

- Local Rental Subsidies – Financial assistance to supplement limited public housing and housing choice vouchers.
- Micro-Units – Small dwellings for single individuals, strategy to increase capacity.
- Housing authority prioritizes homelessness for Housing Choice voucher program.

Gap: Bottlenecks in next step housing for those ready to move from PSH to affordable unit.

47 units of PSH in the City of Alexandria.

Chronically homeless by-names list--over 95 households without children considered chronically homeless.

Best practice

Moving On Model--enables stable tenants of supportive housing who no longer require on-site services to transition to a private apartment



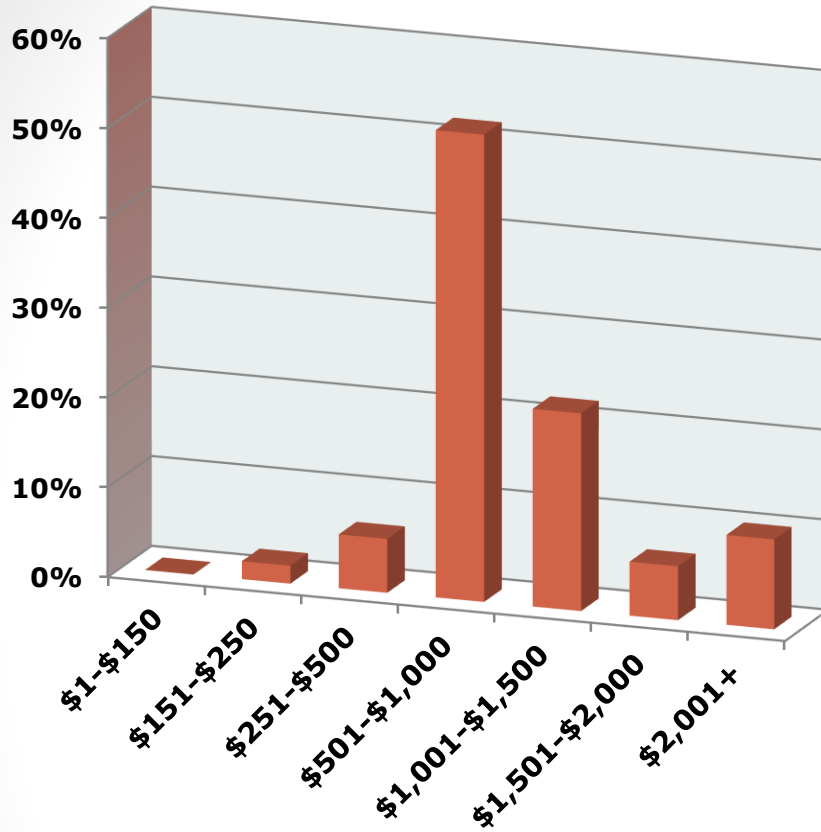
Gap: Services and Supportive Housing for people with Substance Use Disorders

2018 PIT data shows 31% of adults had substance use or co-occurring disorder.

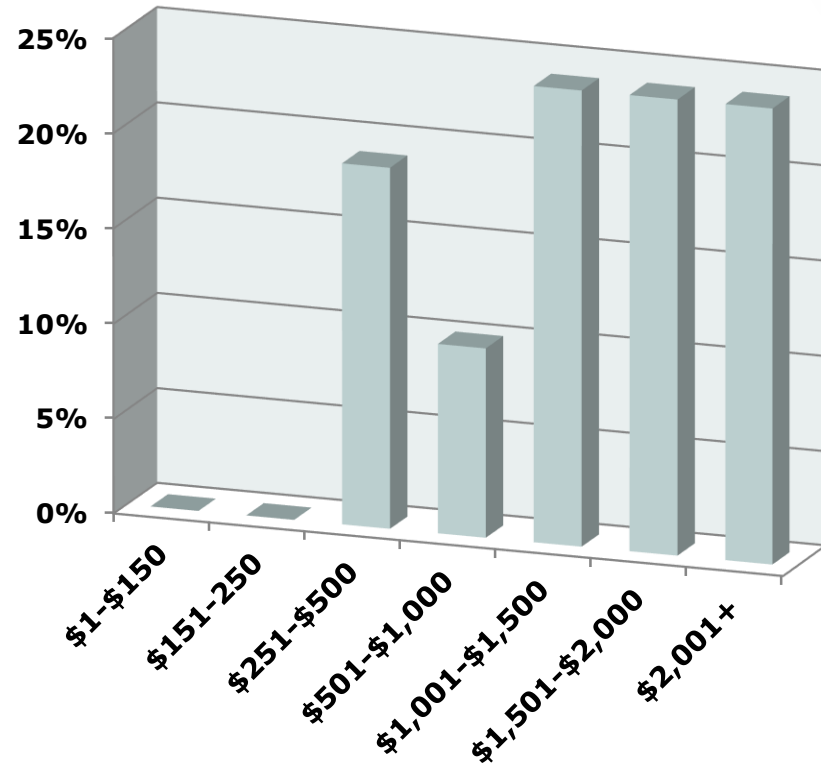
Best practice

Supportive Housing with a focus on harm reduction, person centered practice and trauma informed care.

Gap: Under Employment



Households without Children

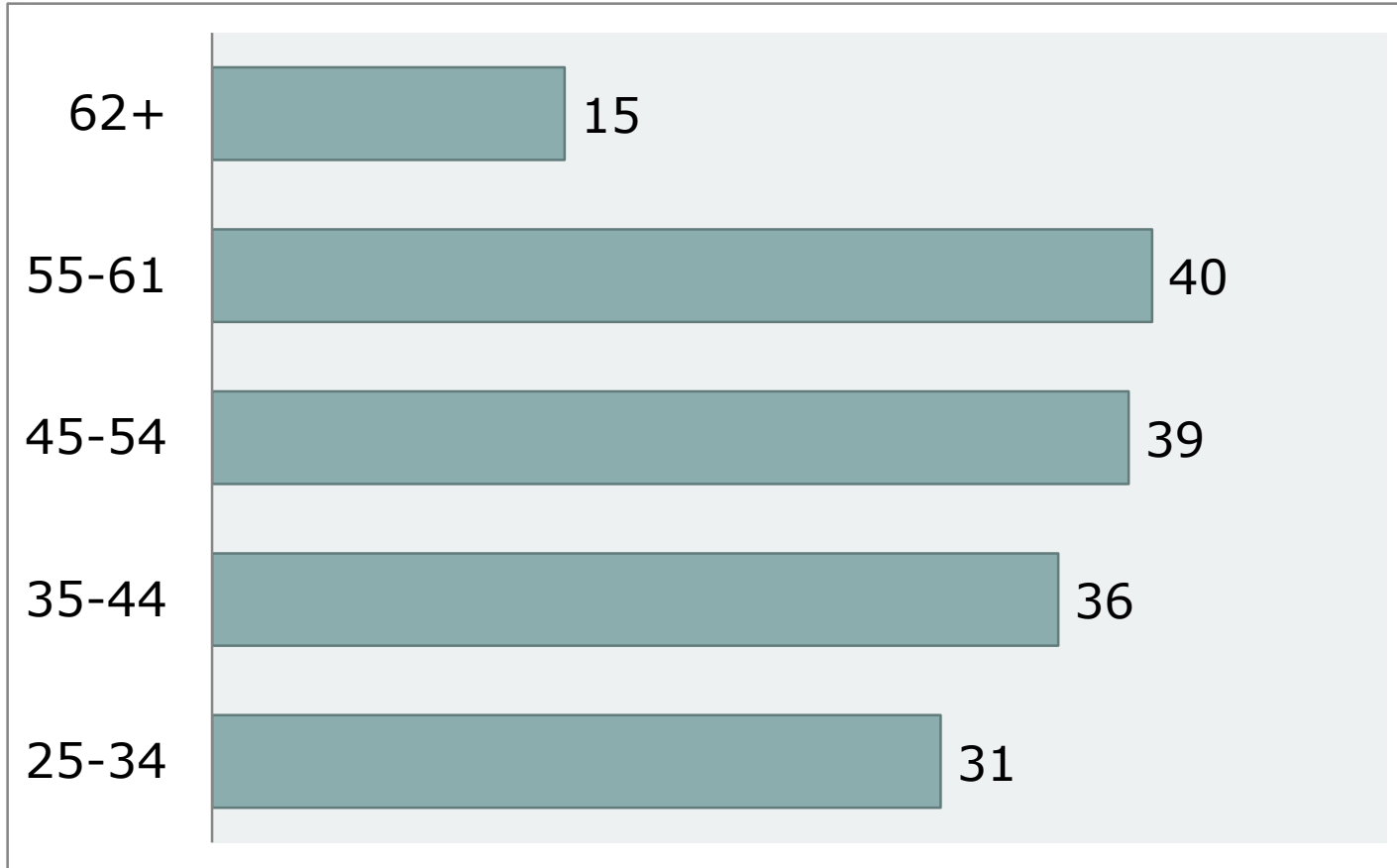


Household with Children

Best Practice: Increased capacity in Supportive Employment services needed for households with disabilities

Gap: Aging population with increasing health conditions

2018 PIT Count ages



Best practice

Exploring funding opportunities with healthcare systems

Current and Future Challenge:

Threat of reduced resources for homeless service providers

- Federal dollars have been targeted during the past two fiscal years for drastic cuts