

BAR Meeting  
September 7, 2016

**ISSUE:** Replacement Street Lights in the Alexandria Historic Street Light District

**APPLICANT:** City of Alexandria, Department of Project Implementation

**LOCATION:** Street lights within the public right-of-way for the following block(s) for each street listed below: **Cameron Street** 100-900; **King Street** unit block (for any addresses 0-99) - 1600; **Prince Street** unit block (for any addresses 0-99) - 1400; **Duke Street** unit block (for any addresses 0-99); **Deschantal Street** (full length); **Harvard Street** 100; **N/S Peyton Street** S 200 - N 100; **N/S Asaph Street** S 100 - N 100; **N/S Pitt Street** S 100 - N 100; **N/S Royal Street** S 100 - N 100; **N/S Fairfax Street** S 100 - N 100; **N/S Lee Street** S 100 - N 100; **N/S Union Street** S 600 - N 400; **Commerce Street** 100 - 300; **N/S West Street** S 100 - N 100; **N/S Payne Street** S 100 - N 100; **N/S Fayette Street** S 100 - N 100; **N/S Henry Street** S 100 - N 100; **N/S Patrick Street** S 100 - N 100; **N/S Patrick Street** S 100 - N 100; **N/S Alfred Street** S 100 - N 100; **N/S Columbus Street** S 100 - N 100; **Strand Street** 100 - 200; **Oronoco Street** unit block (for any addresses 0-99); **Queen Street** unit block (for any addresses 0-99); **Wolfe Street** unit block (for any addresses 0-99); **Thompson's Alley** unit block (Potomac River to Union St)

**ZONE:** Multiple zones

---

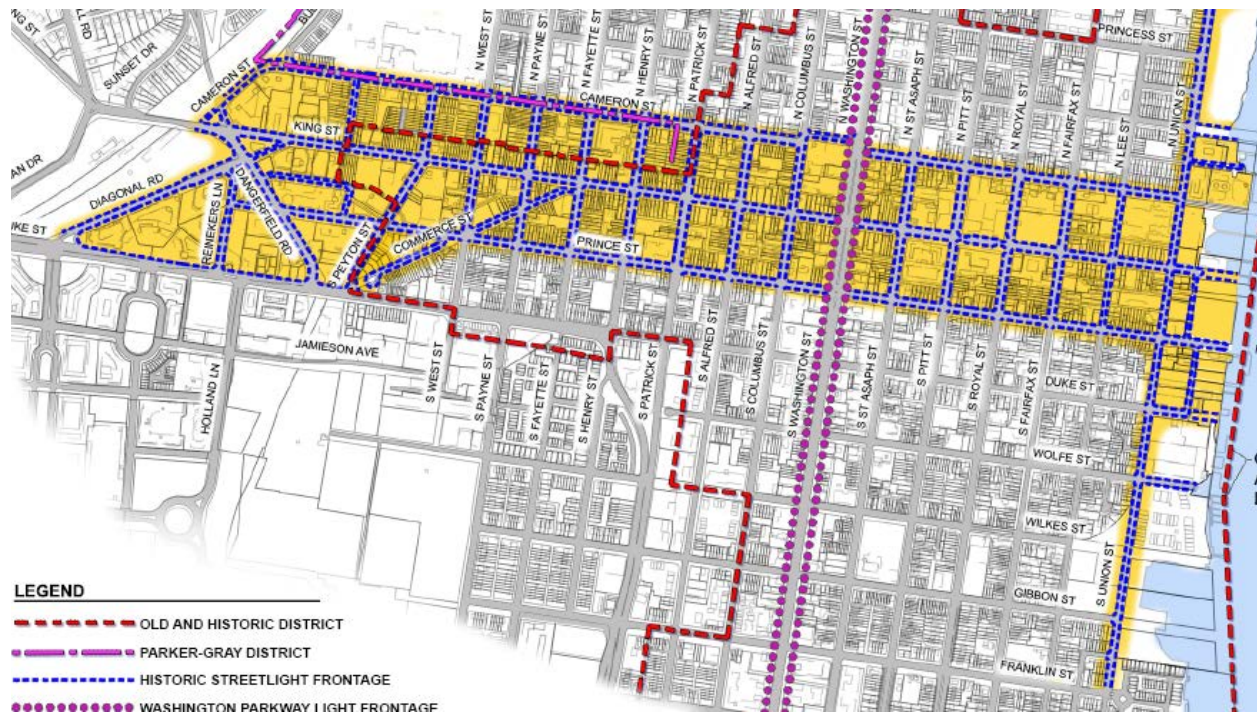
#### **STAFF RECOMMENDATION**

Staff recommends approval of the new Alexandria Historic Street Light with final light color and ladder bars/banner holders to be approved in the field by BAR staff prior to installation.

#### **GENERAL NOTES TO THE APPLICANT**

1. **ISSUANCE OF CERTIFICATES OF APPROPRIATENESS AND PERMITS TO DEMOLISH:** Applicants must obtain a stamped copy of the Certificate of Appropriateness or Permit to Demolish PRIOR to applying for a building permit. Contact BAR Staff, Room 2100, City Hall, 703-746-3833, or [preservation@alexandriava.gov](mailto:preservation@alexandriava.gov) for further information.
2. **APPEAL OF DECISION:** In accordance with the Zoning Ordinance, if the Board of Architectural Review denies or approves an application in whole or in part, the applicant or opponent may appeal the Board's decision to City Council on or before 14 days after the decision of the Board.

3. **COMPLIANCE WITH BAR POLICIES:** All materials must comply with the BAR's adopted policies unless otherwise specifically approved.
4. **BUILDING PERMITS:** Most projects approved by the Board of Architectural Review require the issuance of one or more construction permits by Building and Fire Code Administration (including signs). The applicant is responsible for obtaining all necessary construction permits after receiving Board of Architectural Review approval. Contact Code Administration, Room 4200, City Hall, 703-838-4360 for further information.
5. **EXPIRATION OF APPROVALS NOTE:** In accordance with Sections 10-106(B) and 10-206(B) of the Zoning Ordinance, any official Board of Architectural Review approval will expire 12 months from the date of issuance if the work is not commenced and diligently and substantially pursued by the end of that 12-month period.
6. **HISTORIC PROPERTY TAX CREDITS:** Applicants performing extensive, certified rehabilitations of historic properties may separately be eligible for state and/or federal tax credits. Consult with the Virginia Department of Historic Resources (VDHR) prior to initiating any work to determine whether the proposed project may qualify for such credits.



## Alexandria Historic Street Light District

*(Note: The lights will be located both within and outside the two local historic districts but the current request is only for approval of street lights within the Old and Historic Alexandria District.)*

## **I. ISSUE**

The Department of Project Implementation requests approval to replace the existing, failing “Gadsby” street lights located in the Gadsby Street Light District (partially within the Old and Historic Alexandria District, partially in the Parker-Gray District, and partially outside either district near the King Street Metro and Duke Street). The Certificate of Appropriateness application before the BAR is only for those street lights located within the boundaries of the Old and Historic Alexandria District. The existing Gadsby street light poles are failing and it is very expensive to fabricate replacements. The proposed street light, the Alexandria Historic Street Light, will have a more historically accurate base and pole design with a modern, energy efficient LED light. The replacement light is not a slavish replica of the historic gas street lights yet provides a far more historically accurate appearance at less expense (to purchase and operate) and still meets public safety requirements.

The overall height of the new street light will match the existing Gadsby light at approximately 15.5 feet, with the base measuring four feet, the shaft eight feet and the light fixture with finial three and a half feet. The base will be a fluted decorative cylinder topped with a tapered fluted pole shaft. The light fixture will be made of a lantern-style fixture with four panels of frosted glass. The top of the fixture will have an eagle. While the mock-up does not include additional components, there will be options to add ladder bars that can be used to affix banners, similar to those on the existing street lights. The illumination will be provided by an energy efficient LED that is intended to provide a warm light.

The proposed replacement street lights will be located in the public right-of-way on City streets shown in the site map above. Generally, the replacement street light will replace existing “Gadsby” Street Lights although the specific location and spacing may be adjusted slightly as necessary to meet the City’s standard street and sidewalk lighting requirements for public safety. The Alexandria Historic Street Light District also includes several new streets located within the Waterfront Plan area and these will likely be the first to implement the new fixtures.

The replacement street light project will occur over several phases in the coming years, as existing fixtures fail and project funding becomes available.

## **II. HISTORY**

Infrastructure and street furnishings are important elements to any historic district as they provide the context and setting for the buildings and overall streetscape. Street lights, curbs, gutters, mounting blocks and the like provide cultural and historic understanding of a place’s architecture and transportation infrastructure. The quantity of existing, original materials remaining showcases the durability of the stones, brick and cast-iron used historically. The use of historically accurate replacement elements strengthens the authenticity of a particular place. Alexandria has several examples of authentic cast-iron street lights remaining in the Old and Historic Alexandria District. These seem to have been salvaged and installed around City-owned historic buildings and museums when the present Gadsby street lights were installed. A specific

street light was also designed for the George Washington Memorial Parkway when it was constructed in 1932. Beginning with the Woodrow Wilson Bridge mitigation project in 2001, streetscape improvements on Washington Street have consistently incorporated the historic street light reproduction used by the National Park Service on other sections of the Parkway.

### ***Historic Street Lights***

Baltimore was the first American city with gas streetlights, provided by Peale's Gas Light Company of Baltimore, and they were first installed in the early nineteenth-century. Forty-six natural gas lights along Philadelphia's Second Street were first lit in 1836. According to the National Park Service, "until after 1890, the usual gas street lamp in American cities and towns was ....a cast-iron standard of comparatively simple design surmounted by a square glass lantern enclosing a batswing burner."

An article written circa 1891 and entitled "Municipal Ownership of Gas in the United States" by Edward W. Bemis notes that nine American cities at the time had municipal gas works (four of which were in Virginia). The author's comparative analysis investigated the three oldest publicly-owned gas works in the nation: Philadelphia (1841), Richmond (1852), and Alexandria (1853). The Alexandria City Gas Works, photographed from the roof of Green's hotel in 1864, were located on the southeast corner of North Lee and Oronoco streets according to the 1877 Griffith M. Hopkins *City Atlas of Alexandria, Virginia*.

Although we do not have a specific date for the installation of gas street lights in Alexandria, it is believed that the first ones were installed around the time of the Civil War (Figure 1). Historic photographs indicate that they remained in use well into the second half of the twentieth century, although they were modified from gas to electric. Historically, street lights were not located with the same frequency as street lights are today. A circa 1890 picture of Alexandria's City Hall shows the electric poles but no street lights, indicating that in the late nineteenth century, street lights were still not uniformly installed in Alexandria, even in some of the most prominent public areas (Figure 2).

The remaining historic cast-iron street lights today are very similar in design and size but are not identical, suggesting that there was some variation among the early cast-iron street light design (Figure 3). They have a defined base, shaft and four-sided lantern, some with a cross-bar below the lantern, and they often topped with an eagle. The bases and shafts are sometimes smooth and other times feature fluting or braiding. The historic shafts and bases are always rounded.

The present Gadsby street light replacement project will not remove any of the existing antique gas lights in the right of way, nor is there any plan to expand the use of natural gas lighting in the district.



**Figure 1. Gadsby Tavern/City Hotel with street light, circa 1865. Source: City Hotel, Royal Street- Andrew J. Russell, Photographer- Special Collections and University Archives, Colgate University Libraries.**



City Hall, 1890



Figure 2. Alexandria City Hall, looking southeast, circa 1890. Source: Alexandria Special Collections.



Figure 3. Extant cast-iron street lights in Old Town.

### ***Urban Renewal and the Introduction of the “Gadsby” Street Light***

By the middle of the twentieth-century, Old Town Alexandria was in decline and faced intense commercial competition with the new auto-oriented businesses and services in other parts of the city, much like other historic communities across the United States. The City undertook a comprehensive urban renewal initiative to revitalize the commercial heart of Old Town, though it was later scaled back significantly due to community opposition. In 1963, City Council approved the first in a series of urban renewal plans to revitalize what had become a blighted commercial core. Known as the “Gadsby Commercial Urban Renewal Plan,” it was a two phase project that entirely re-created eight commercial blocks centered on King Street. Blocks of historic buildings were demolished, although both Gadsby’s Tavern and City Hall were saved and rehabilitated. City Hall gained a new façade on King Street, fronting a new public plaza with a reflecting pool and underground parking. The new buildings constructed under the urban renewal program were intended to reference the historic surroundings through the use of dormers, multi-paned windows and brick for modern use and specifically rejected the Williamsburg approach of reconstructing historic buildings. One article described Alexandria’s urban renewal program as the “Martini Crowd Restoring Area Hallowed by Madeira,” in reference to George Washington’s affinity for drinking Madeira wine at Gadsby’s Tavern.<sup>1</sup> The primary architect for Alexandria’s urban renewal was the firm of Vosbeck & Vosbeck who appeared before the BAR on numerous occasions in the 1960s.

BAR minutes from 1962 and 1963 show several occasions when various aspects of street lighting were discussed. For example, on September 16, 1962, the BAR Minutes note: “Mr. Warwick moved that the secretary write to the Plumbing and Electrical Department regarding street light fixtures, the content of the letter to run as follows: “It has come to the attention of this board that the City has install [sic] electrical street light fixtures of high intensity and inappropriate design in the Old and Historic District of Alexandria. It is requested that the street lighting plans and the design of fixtures in this area be submitted to this Board for approval.” This motion was seconded by Mr. Brooks and unanimously approved.” The following month, on October 30, 1962, the BAR again passed a motion unanimously: “That the Board of Architectural Review suggest to the City Manager that a study be made of street lighting in the Old and Historic Alexandria District, with particular emphasis on styles of standards compatible with the character of the area, and that this study be presented to the Board of Architectural Review for its consideration.” It also appears that the Alexandria Association was concurrently studying appropriate street lighting. In 1963, the BAR discussed what would be appropriate street lighting on Washington Street and approved several street lights at various intersections on Washington Street which may have been a combination of traffic lights and street lights. In light of these earlier conversations, it is unusual that staff could not locate specific discussion on and potential approval of the Gadsby street light.

Both City Council and BAR minutes from the early 1960s reflect the ongoing review and approval process for the Gadsby Commercial Urban Renewal District and there is mention of lighting to be discussed at a future time, noting that it should be of an appropriate pedestrian scale.<sup>2</sup> Planning and Zoning files from 1966 provide documentation of the development of both a small-scale model and a prototype street light installed on North Royal Street (Figure 4).

---

<sup>1</sup> “Martini Crowd Restoring Area Hallowed by Madeira,” *The Washington Post*. March 14, 1965.

<sup>2</sup> May 12, 1965 BAR Minutes, Item 2 (p. 2) states: “...The arcade lighting is to be considered later when street lighting is developed by the City.”



**Figure 4. Model and prototype of Gadsby Street Light installed on North Royal Street outside City Hall, July 1966.**



Although there is information regarding the proposed Gadsby Street Light installed as part of urban renewal beginning in 1966, there has been little information regarding the genesis of the design. The design does not appear in a single 19<sup>th</sup> or early 20<sup>th</sup> century photograph of Alexandria that staff has uncovered to date. The light appears to have a generic colonial character with its chamfered square iron posts, perhaps intended to replicate the appearance of a wood post, capped by a standard four-sided box light fixture with frosted, sometimes prismatic, glass or plastic lenses. Philadelphia has a very similar design that is used in the area around Independence Hall that they call a Franklin light.

As installed, the Gadsby street light is a custom design that requires individual fabrication for each installation or replacement. Since 1966, the Gadsby street light has been installed generally within an area defined as the “Gadsby Street Light District,” which runs from east to west from the waterfront to the King Street Metro, including all of King Street and one block both to the north and the south. The area also includes part of Duke Street adjacent to Carlyle and North and South Union streets. The original Gadsby Street Light District included delineation for the different lighting sources: east of Washington Street for incandescent illumination and west of Washington Street for a more energy efficient but less historic appearing high-pressure sodium illumination. The area of the district was limited because these fixtures are not stocked by Dominion Virginia Power, cost the City a monthly utility fee for each location, use high maintenance energy inefficient incandescent, fluorescent or sodium bulbs, and the City must separately contract fabrication of the light poles in small batches when they are damaged, for installation by Virginia Power.





**Figures 5 & 6: Rusty base and fallen Gadsby street light pole**

The majority of the existing Gadsby Street Lights are now 50 years old and deteriorated, particularly because the base of the pole was buried beneath the sidewalk brick for aesthetic reasons and these hidden bases have rusted in this damp environment. They are reaching the end of their useful life and a large-scale replacement program must be implemented before the lights become a public safety liability. Unlike historic buildings which can be repaired as necessary, the Gadsby Street Lights are beyond feasible repair and were never historically authentic to Alexandria in the first place.

An inter-departmental team comprised of City staff from Planning & Zoning, Transportation & Environmental Services (T&ES) and the Department of Project Implementation (DPI) have studied the concerns with the existing street lights and proposed a more historically accurate design that also incorporate a modern LED technology which will produce energy savings. The current Alexandria Historic Street Light design has been introduced to the community over several months through AlexEngage and with a full-scale mock-up on North Royal Street outside City Hall. While the complete results of the survey are available on the City website, it should be noted that 73.5% of respondents agreed or strongly agreed that the mock-up replacement light invoked the style of the authentic Alexandria gas street lights and 76% agreed or strongly agreed that the proposed replacement option fit within the aesthetic of Old Town. Several comments did note that the replacement street light should be energy efficient and meet Dark Sky environmental recommendations and there were also concerns that the light itself not be too bright. ([http://engage.alexandriava.gov/portals/191/Forum\\_537/Issue\\_35360](http://engage.alexandriava.gov/portals/191/Forum_537/Issue_35360))

### **III. ANALYSIS**

Selecting an appropriate and historically accurate street light is essential to understanding the character of the historic districts because they contribute to the streetscape and overall urban fabric in which a collection of both historic and non-historic buildings stand. However, such a street light must also meet contemporary needs for illumination while also being energy efficient. The new street light must satisfy both historical accuracy and modern efficiency. Staff finds that the proposed street light appropriately and successfully meets both objectives.

#### ***Pole and Fixture Design***

The pole and fixture are constructed of a proprietary cast aluminum alloy with a factory-applied black enamel finish. This is a durable material and will not require regular painting but the high gloss finish will soften over time. Additionally, the pole has a stronger base than the existing Gadsby Street Lights which regularly fall due to the rusted base. The pole is taller than the original gas fixtures but matches the height of the existing Gadsby street light poles in order to maintain the existing spacing and provide the recommended level of traffic illumination in the street.

The lantern head is a simple design that, based on historic photographs, approximates the size and form of the City's original street lights. Staff studied an option with clear glass panels but strongly preferred the frosted glass to obscure the LED bulbs and diffuse the light. Historically, the gas lights were illuminated by a chimney in the lantern. As the illumination for the replacement street lights will be modern LEDs, there is an array of diodes at the top of the lantern. With clear glass, looking from the sidewalk up, one saw an empty lantern topped with an array of diodes. Staff felt that this was potentially visually obtrusive and unnecessary and therefore pursued a frosted glass option, which is what is in the head of the existing Gadsby street light fixtures.

Staff also supports the eagle finial as an appropriate decorative element. The light fixture will also have an electrical outlet to facilitate the annual King Street tree lighting initiative. The design of the pole will preclude the use of arms for hanging baskets but will allow for the installation of ladder bars, historically used to support the top of the ladder for lighting gas street lights by lamplighters but now typically used to attach banners for the King Street banner program.

Therefore, staff finds that the street light pole and light fixture are historically appropriate for the streets of Old Town and will enhance the streetscape and built environment with its collection of historic and contemporary buildings spanning more than 250 years.

#### ***Illumination***

As the street lights will illuminate the historic streetscape, staff is extremely aware that having an appropriate illumination level and light color are essential. Fortunately, LED light technology has significantly improved in the past decade. The current mock-up LED is presently 3000K, which results in a clear white light, in contrast to the original LED bulbs that were at higher levels and presented a blue-ish glow. Many criticisms of LED street lights were of ones which had the higher temperature range (4000-5000K) that resulted in a harsh and unfortunate ambient light. The orange glow of the incandescent bulb in the original Gadsby street lights was an

attempt to bring a warm, gaslight illumination effect but it has not always been successful and it uses a light technology that is no longer feasible for long-term use.

It should be noted that the type of light source (the LED bulb) is not subject to review by the BAR, as that has been determined by the City's Department of Project Implementation and the Department of Transportation & Environmental Services based on cost, maintenance and environmental criteria. LED bulbs last far longer than other options and consume a fraction of the energy. Similarly, the minimum intensity of the light is subject to Police and state transportation regulations for public safety.

However, the color and character of the illumination is before the BAR. LED technology is continually improving, and it is anticipated that newly available 2700K bulbs would produce a warmer and softer light than the mock-up (see Figure 5) though they are more expensive, use more energy and have a shorter life. Staff recommends that the BAR establish illumination levels and intensity with final approval by BAR staff in the field in order to ensure that the most compatible light color and intensity be employed which also meets public safety requirements.

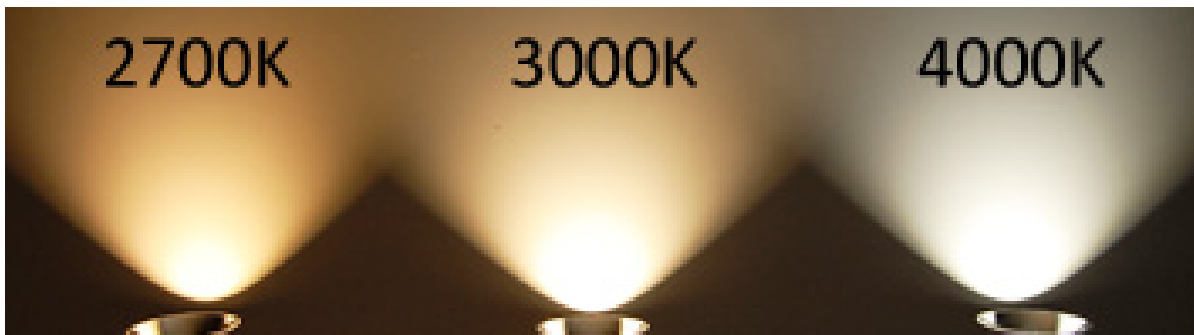


Figure 5. Illustration of comparative light color for LEDs at different temperatures. The 2700K represents the warmest light while higher values result in whiter and bluer light.

### ***Recommendation and Next Steps***

Staff recommends that the BAR approve the proposed Alexandria Historic Street Light with the conditions noted above. Recognizing that the replacement will be contingent upon phasing and funding by City Council, it is recommended that DPI work with BAR staff to determine appropriate locations for the phasing as funding becomes available. It is anticipated that the first phase will involve installation along the 100 and 200 blocks of King Street and on streets adjacent to City Hall. Additionally, the waterfront projects, such as the razing and reconstruction of The Strand, and Robinson Landing will also feature the Alexandria Historic Street Light.

### **STAFF**

Catherine K. Miliaras, Historic Preservation Planner, Planning & Zoning  
Al Cox, FAIA, Historic Preservation Manager, Planning & Zoning

**IV. CITY DEPARTMENT COMMENTS**

Legend: C- code requirement R- recommendation S- suggestion F- finding

**Zoning Comments**

C-1 Proposed street light replacements in the public right of way will comply with zoning.

**Code Administration**

No comments received

**Transportation and Environmental Services**

No comments received

**V. ATTACHMENTS**

*1 – Supplemental Materials*

*2 – Application for BAR 2016-0274: Alexandria Historic Street Light District*

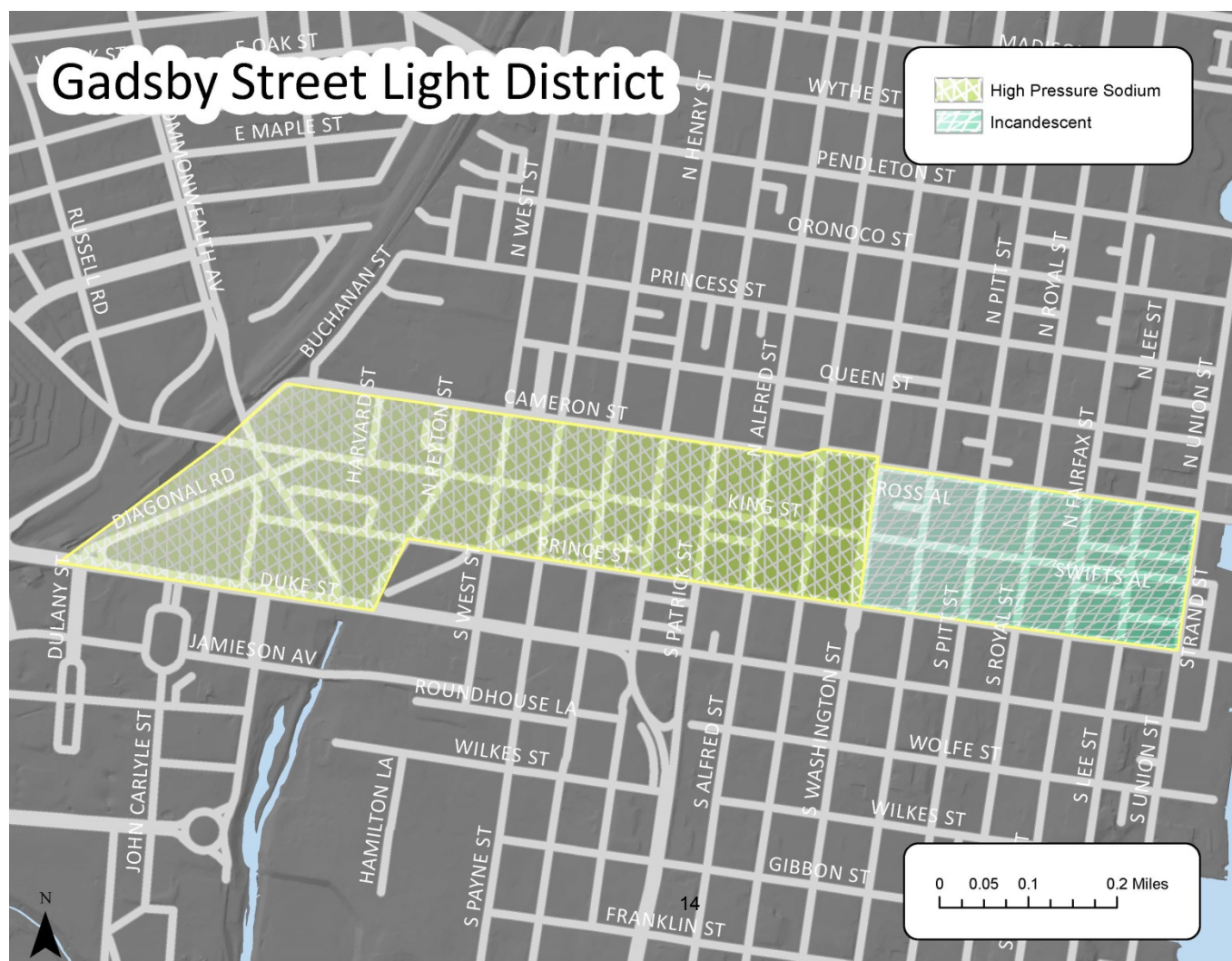




# Historic Streetlight District

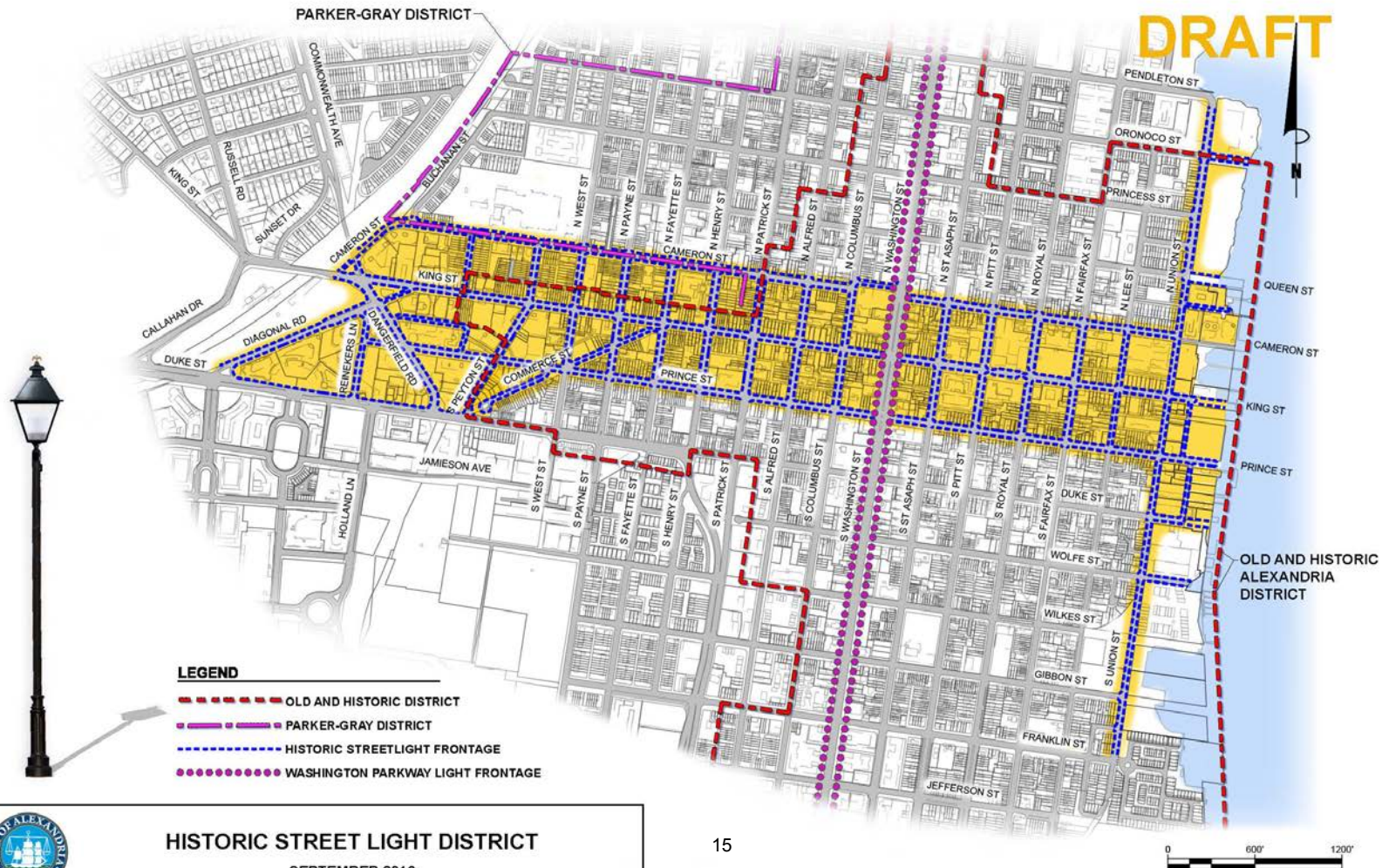
Board of Architectural Review  
September 7, 2016

## Gadsby Street Light District





**DRAFT**



## HISTORIC STREET LIGHT DISTRICT

SEPTEMBER 2016

# Streetlight Replacement Project

## Purpose



# Existing "Gadsby" Streetlights



Streetlight Replacement Project

# **Inspiration & Historic Precedent**









20



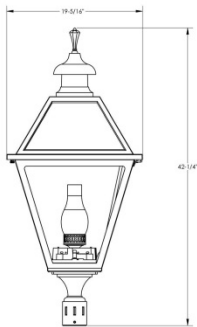


Streetlight Replacement Project

## **Design & Mock-Up**

## Savannah LED (VX671) Specification Sheet

Project Name:	Location:	MFG: Philips Hadco
Fixture Type:	Catalog No.:	Qty:



### Ordering Guide

Example: VX671 32 A C 3 N N A 3 N A

Product Code	VX671	Savannah LED
LED	32 48 64 80	32 LED's 48 LED's 64 LED's 80 LED's
Finish	A B G H J	Black White Verde Bronze Green
PANELS	C F V	Clear Frosted Vertical Ribbed
Optics	3 5	Type III Type V
Photo Control	N R E H K	None Twist-lock Receptacle 120 VAC Button Eye 208/240/277 VAC Button Eye 347V Button Eye
Color Temperature	N C	4000K 5700K
Voltage	A B	120-277 VAC 347-480 VAC
Drive Current	3 5 7	350 mA 530 mA 700 mA
Dimming Control	N A B C D E F G H J	None 4 Hrs 25% Reduction 4 Hrs 50% Reduction 4 Hrs 75% Reduction 6 Hrs 25% Reduction 6 Hrs 50% Reduction 6 Hrs 75% Reduction 8 Hrs 25% Reduction 8 Hrs 50% Reduction 8 Hrs 75% Reduction
Surge Suppression	A	10kV/10kA

\*1 Only available in 120-277 VAC (A)  
\*2 Only available with 350mA  
\*3 Consult factory for 5700K.  
\*4 Dimming not available with 347-480 VAC (B).

**Eagle Finial**

### Specifications

#### APPLICATIONS:

This luminaire is the perfect LED solution for traditional street lighting. Other application locations include: residential streets, city streets, campuses and parking lots. This luminaire offers the style of a traditional lantern with today's cutting edge LED technology.

#### LED SPECIFICATIONS:

Refer to IES files for energy consumption and delivered lumens for each option. Based on in-situ thermal testing and data from Philips Lumileds and Philips Advance fixture can be expected to reach 100,000 hours (at >L70 lumen maintenance @ 25°C). The Philips LEDGNE uses Philips Lumileds Luxeon R LEDs. Color temperatures available are ANSI Bins 4000K and 5700K CCT (consult factory for 5700K). Two distributions are available including Type 3 and 5.

#### ELECTRONIC DRIVER:

The driver included is the Philips Advance XITANIUM LED driver and is available in a 350mA, 530mA and 700mA drive current. Standard driver offers 0-10V dimming capability and universal voltage input from 120-277VAC or 347-480VAC. Input frequency is 50-60Hz and all XITANIUM drivers are RoHS compliant. The driver has <3KV surge suppression

ISO 9001:2008 Registered

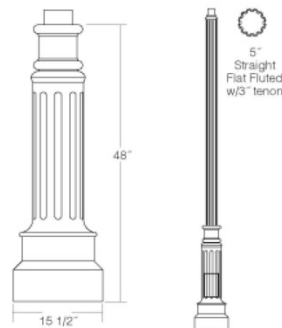
Page 1 of 2

**PHILIPS**  
**HADCO**  
HW2

Note: Philips reserves the right to modify the above details to reflect changes in the cost of materials and/or production and/or design without prior notice.  
100 Craftway Drive, Littlestown, PA 17340 | P: +1-717-359-6286 | F: +1-717-359-7131 | http://www.hadco.com | Copyright 2013 Philips

## P4465 Specification Sheet

Project Name:	Location:	MFG: Philips Hadco
Fixture Type:	Catalog No.:	Qty:



### Ordering Guide

Example: P4465 12 A T D

Product Code	P4465
Pole Height	12 14 16 18
Finish	A B G H J
Outlet Location (Optional)	T B
Outlet Options (Optional)	D G

**5" to 4" Tapered Fluted Shaft**

### Specifications

#### HOUSING:

356 HM high-strength, low-copper, proprietary cast aluminum alloy. 6005-T5 extruded aluminum. Anchor rods are hot dipped galvanized steel. Tenon is 356 HM sand cast aluminum.

#### FINISH:

A durable polyurethane enamel finish is applied after assemblies are shot blasted to create a surface profile which allows for the highest level of paint adhesion. Laboratory tested for superior weatherability and fade resistance in accordance with ASTM B-117-64 and ANSI/ASTM G53-77 specifications. For larger projects where a custom color is required, contact the factory for more information.

#### WARRANTY:

Three-year limited warranty.

#### OUTLET:

Standard Duplex Outlet has universal metal weatherproof cover. Weatherproof while in use. Heavy-duty all-metal construction. Lockable security cover. Meets NEC 406.9 (B). Weather resistant. GFI Duplex Outlet has dual-function indicator light, universal metal weatherproof cover. Weatherproof while in use. Heavy-duty all-metal construction. Lockable security cover. Meets NEC 406.9 (B). Weather resistant.

#### Tenon/Top:

3" OD

#### Bolt Circle:

8" - 12"

#### Anchor Rods:

(4) 3/4" dia. x 19"

#### Base Dimensions:

15 1/2" dia. x 48"

#### Hand Hole :

11" x 5"

#### Shaft:

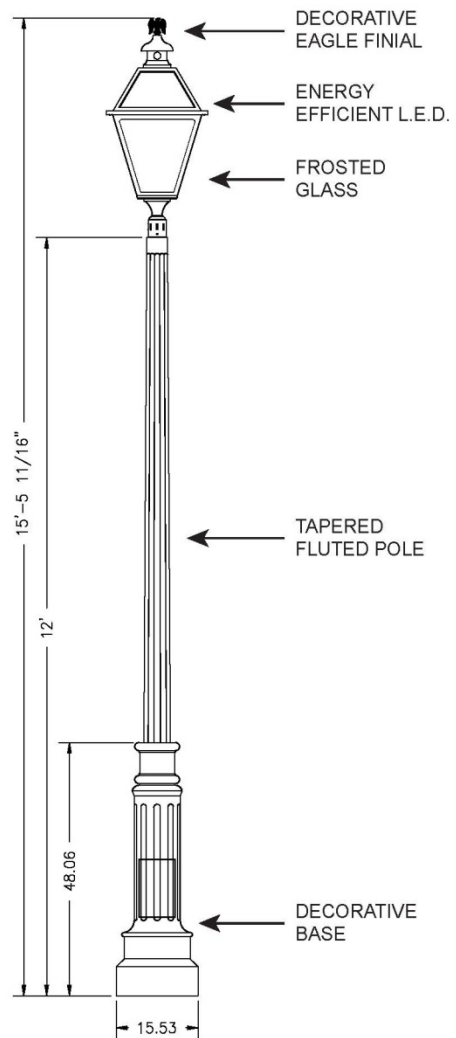
ISO 9001:2008 Registered

Page 1 of 2

**PHILIPS**  
**HADCO**  
HW2

Note: Philips reserves the right to modify the above details to reflect changes in the cost of materials and/or production and/or design without prior notice.  
100 Craftway Drive, Littlestown, PA 17340 | P: +1-717-359-6286 | F: +1-717-359-7131 | http://www.hadco.com | Copyright 2013 Philips













**ADDRESS OF PROJECT:** Properties generally bounded by Cameron Street to the north, Duke, Commerce, and Prince Streets to the south, the railroad tracks to the west, and Union Street to the east. By the river, properties generally bounded by Oronoco Street to the north, Franklin Street to the south, and North and South Union Streets on the west to the Potomac River to the east.

**TAX MAP AND PARCEL:**

**APPLICATION FOR:** *(Please check all that apply)*

☒ CERTIFICATE OF APPROPRIATENESS

☐ PERMIT TO MOVE, REMOVE, ENCAPSULATE OR DEMOLISH  
(Required if more than 25 square feet of a structure is to be demolished/impacted)

☐ WAIVER OF VISION CLEARANCE REQUIREMENT and/or YARD REQUIREMENTS IN A VISION CLEARANCE AREA (Section 7-802, Alexandria 1992 Zoning Ordinance)

☐ WAIVER OF ROOFTOP HVAC SCREENING REQUIREMENT  
(Section 6-403(B)(3), Alexandria 1992 Zoning Ordinance)

**Applicant:** ☒ Property Owner ☐ Business *(Please provide business name & contact person)*

Name: Anthony Gammon

Address: 301 King Street, Suite 3200

City: Alexandria State: VA Zip: 22314

Phone: 703-746-4155 E-mail: anthony.gammon@alexandriava.gov

**Authorized Agent** *(if applicable):* ☐ Attorney ☐ Architect ☐ \_\_\_\_\_

Name: Same as applicant. Phone: \_\_\_\_\_

E-mail: \_\_\_\_\_

**Legal Property Owner:**

Name: City of Alexandria

Address: Same as applicant.

City: \_\_\_\_\_ State: \_\_\_\_\_ Zip: \_\_\_\_\_

Phone: \_\_\_\_\_ E-mail: \_\_\_\_\_

N/A ☐ Yes ☐ No Is there an historic preservation easement on this property? not applicable to Right of Way  
 N/A ☐ Yes ☐ No If yes, has the easement holder agreed to the proposed alterations?  
 N/A ☐ Yes ☐ No Is there a homeowner's association for this property? not applicable to Right of Way  
 N/A ☐ Yes ☐ No If yes, has the homeowner's association approved the proposed alterations?

If you answered yes to any of the above, please attach a copy of the letter approving the project.

**NATURE OF PROPOSED WORK:** *Please check all that apply*

- ☐ NEW CONSTRUCTION  
☒ EXTERIOR ALTERATION: *Please check all that apply.*  
     ☐ awning                      ☐ fence, gate or garden wall    ☐ HVAC equipment                      ☐ shutters  
     ☐ doors                              ☐ windows                              ☐ siding                              ☐ shed  
     ☒ lighting                              ☐ pergola/trellis                      ☐ painting unpainted masonry  
     ☐ other \_\_\_\_\_  
☐ ADDITION  
☐ DEMOLITION/ENCAPSULATION  
☐ SIGNAGE

**DESCRIPTION OF PROPOSED WORK:** *Please describe the proposed work in detail (Additional pages may be attached)*

Modern LED light fixture and light pole to serve as a typical replacement and substitute for the existing Gadsby light pole which is no longer in production or available for replacements or new light installations for the Historic Alexandria Street Light District (refer to attached exhibit).

**SUBMITTAL REQUIREMENTS:**

Items listed below comprise the **minimum supporting materials** for BAR applications. Staff may request additional information during application review. Please refer to the relevant section of the *Design Guidelines* for further information on appropriate treatments.

Applicants must use the checklist below to ensure the application is complete. Include all information and material that are necessary to thoroughly describe the project. Incomplete applications will delay the docketing of the application for review. Pre-application meetings are required for all proposed additions. All applicants are encouraged to meet with staff prior to submission of a completed application.

Electronic copies of submission materials should be submitted whenever possible.

**Demolition/Encapsulation :** *All applicants requesting 25 square feet or more of demolition/encapsulation must complete this section. Check N/A if an item in this section does not apply to your project.*

- N/A
- ☐ ☒ Survey plat showing the extent of the proposed demolition/encapsulation.  
☐ ☒ Existing elevation drawings clearly showing all elements proposed for demolition/encapsulation.  
☐ ☒ Clear and labeled photographs of all elevations of the building if the entire structure is proposed to be demolished.  
☐ ☒ Description of the reason for demolition/encapsulation.  
☐ ☒ Description of the alternatives to demolition/encapsulation and why such alternatives are not considered feasible.



**Additions & New Construction:** Drawings must be to scale and should not exceed 11" x 17" unless approved by staff. All plans must be folded and collated into 3 complete 8 1/2" x 11" sets. Additional copies may be requested by staff for large-scale development projects or projects fronting Washington Street. Check N/A if an item in this section does not apply to your project.

- ☐ ☒ N/A Scaled survey plat showing dimensions of lot and location of existing building and other structures on the lot, location of proposed structure or addition, dimensions of existing structure(s), proposed addition or new construction, and all exterior, ground and roof mounted equipment.
- ☐ ☒ FAR & Open Space calculation form.
- ☐ ☒ Clear and labeled photographs of the site, surrounding properties and existing structures, if applicable.
- ☐ ☒ Existing elevations must be scaled and include dimensions.
- ☒ ☐ Proposed elevations must be scaled and include dimensions. Include the relationship to adjacent structures in plan and elevations.
- ☒ ☐ Materials and colors to be used must be specified and delineated on the drawings. Actual samples may be provided or required.
- ☒ ☐ Manufacturer's specifications for materials to include, but not limited to: roofing, siding, windows, doors, lighting, fencing, HVAC equipment and walls.
- ☐ ☒ For development site plan projects, a model showing mass relationships to adjacent properties and structures.

**Signs & Awnings:** One sign per building under one square foot does not require BAR approval unless illuminated. All other signs including window signs require BAR approval. Check N/A if an item in this section does not apply to your project.

- ☐ ☒ N/A Linear feet of building: Front: \_\_\_\_\_ Secondary front (if corner lot): \_\_\_\_\_.
- ☐ ☒ Square feet of existing signs to remain: \_\_\_\_\_.
- ☐ ☒ Photograph of building showing existing conditions.
- ☐ ☒ Dimensioned drawings of proposed sign identifying materials, color, lettering style and text.
- ☐ ☒ Location of sign (show exact location on building including the height above sidewalk).
- ☐ ☒ Means of attachment (drawing or manufacturer's cut sheet of bracket if applicable).
- ☐ ☒ Description of lighting (if applicable). Include manufacturer's cut sheet for any new lighting fixtures and information detailing how it will be attached to the building's facade.

**Alterations:** Check N/A if an item in this section does not apply to your project.

- ☐ ☒ N/A Clear and labeled photographs of the site, especially the area being impacted by the alterations, all sides of the building and any pertinent details.
- ☐ ☐ Manufacturer's specifications for materials to include, but not limited to: roofing, siding, windows, doors, lighting, fencing, HVAC equipment and walls.
- ☐ ☒ Drawings accurately representing the changes to the proposed structure, including materials and overall dimensions. Drawings must be to scale.
- ☐ ☒ An official survey plat showing the proposed locations of HVAC units, fences, and sheds.
- ☐ ☒ Historic elevations or photographs should accompany any request to return a structure to an earlier appearance.

**ALL APPLICATIONS:** *Please read and check that you have read and understand the following items:*

- ☐ I have submitted a filing fee with this application. (Checks should be made payable to the City of Alexandria. Please contact staff for assistance in determining the appropriate fee.)
- ☒ I understand the notice requirements and will return a copy of the three respective notice forms to BAR staff at least five days prior to the hearing. If I am unsure to whom I should send notice I will contact Planning and Zoning staff for assistance in identifying adjacent parcels.
- ☒ I, the applicant, or an authorized representative will be present at the public hearing.
- ☒ I understand that any revisions to this initial application submission (including applications deferred for restudy) must be accompanied by the BAR Supplemental form and 3 sets of revised materials.

The undersigned hereby attests that all of the information herein provided including the site plan, building elevations, prospective drawings of the project, and written descriptive information are true, correct and accurate. The undersigned further understands that, should such information be found incorrect, any action taken by the Board based on such information may be invalidated. The undersigned also hereby grants the City of Alexandria permission to post placard notice as required by Article XI, Division A, Section 11-301(B) of the 1992 Alexandria City Zoning Ordinance, on the property which is the subject of this application. The undersigned also hereby authorizes the City staff and members of the BAR to inspect this site as necessary in the course of research and evaluating the application. The applicant, if other than the property owner, also attests that he/she has obtained permission from the property owner to make this application.

**APPLICANT OR AUTHORIZED AGENT:**Signature: Anthony E. GammonPrinted Name: Anthony Gammon, Acting Deputy Director, Project ImplementationDate: 8-8-2016