


12  
9-29-15

Revised



The City of Alexandria  
Workforce Development Center

# Program Update



**Bridging The Gap  
Between Workforce  
Supply and Demand**

9.29.2015



# WDC Consumers in FY15

- Adults
- Veterans
- Employed, Underemployed or Unemployed
- Returning Citizens
- Experienced Workers 50+
- Persons with Disabilities
- Public Benefits Recipients
- Refugees and Asylees
- Youths and Young Adults

**19,538**

• Total # of Services Provided to Job Seekers

**4,733**

• Total # of Job Seekers Served

**4**


• Average # of Services provided per Job Seeker

**1,567**

• Total # of Job Seekers Received Case Management Services

# FY15 Profile of 1,567 Case Managed Job Seekers

Demographics Compared to the City:



**High School  
Educated or  
Less (18+)**

WDC: 69%  
City: 22%



**Persons with  
Disabilities**

WDC: 12%  
City: 7%



**Veterans  
(18+)**

WDC: 3%  
City: 9%

**50+**

**Experienced  
Workers 50+**

WDC: 12%  
City: 27%



**Youth (Under  
18)**

WDC: 22%  
City: 17%



**Non-English  
Speaking**

WDC: 13%  
City: 12%

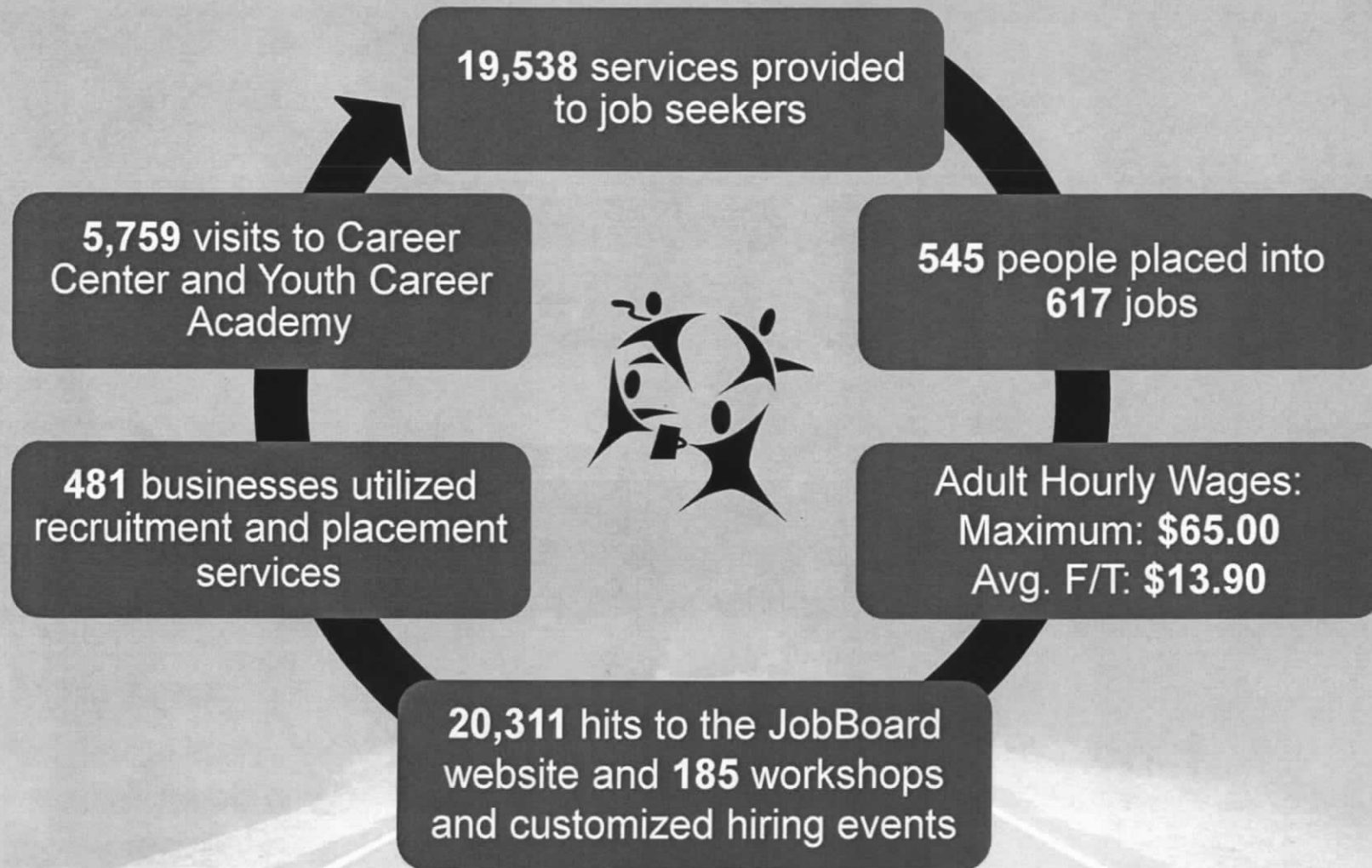
Source:

Harmony: Consumers served with case numbers, 07.01.2014 to 6.30.2015 (n=1,567).

For non-English speaking: n=710 cases with language data

All City data from American Community Survey 5-Year Estimates, SELECTED CHARACTERISTICS OF ... 2009-2013 (n varies by selected characteristic); Alexandria, VA

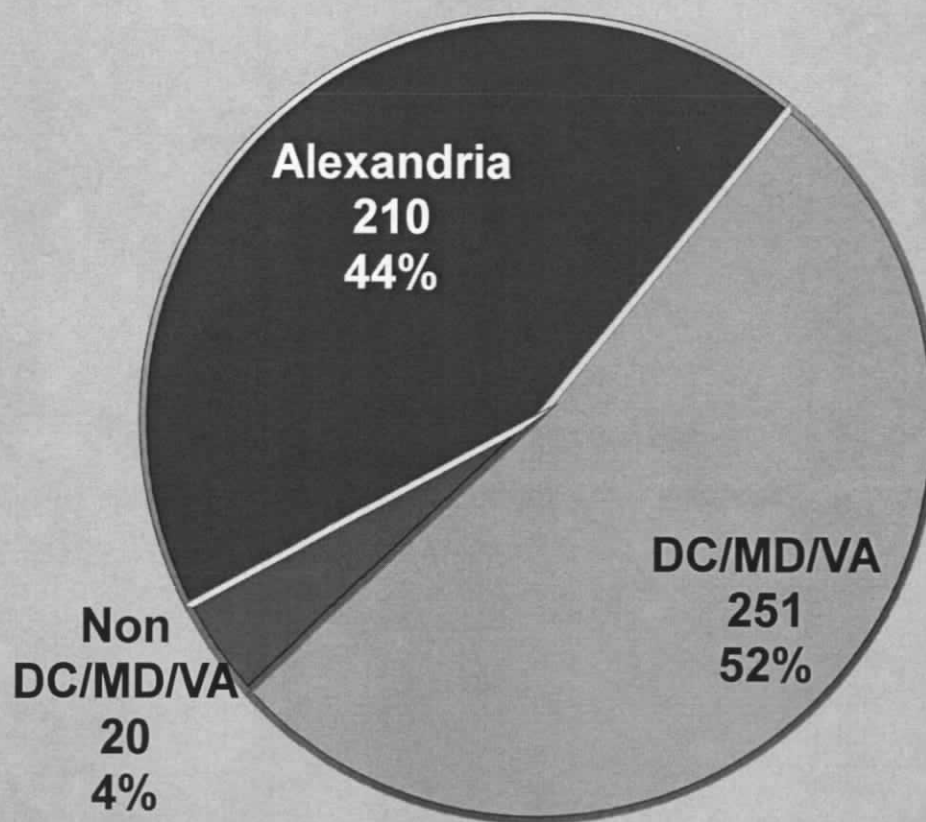
# FY15 in Review





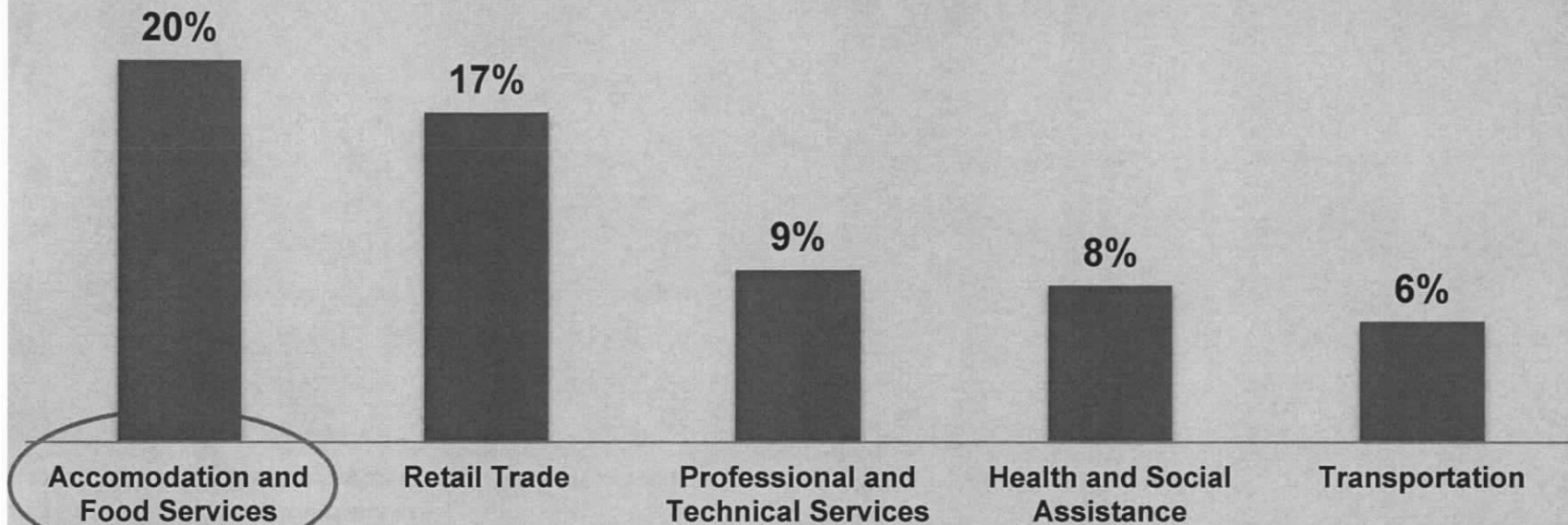


# 481 Business Customers Served in FY15: By Location and Repeat Service



22% of businesses served in FY15 were repeat customers from FY14.

# 481 Business Customers Served in FY15: By Industry



## Rapid Response to Business Staffing Needs:

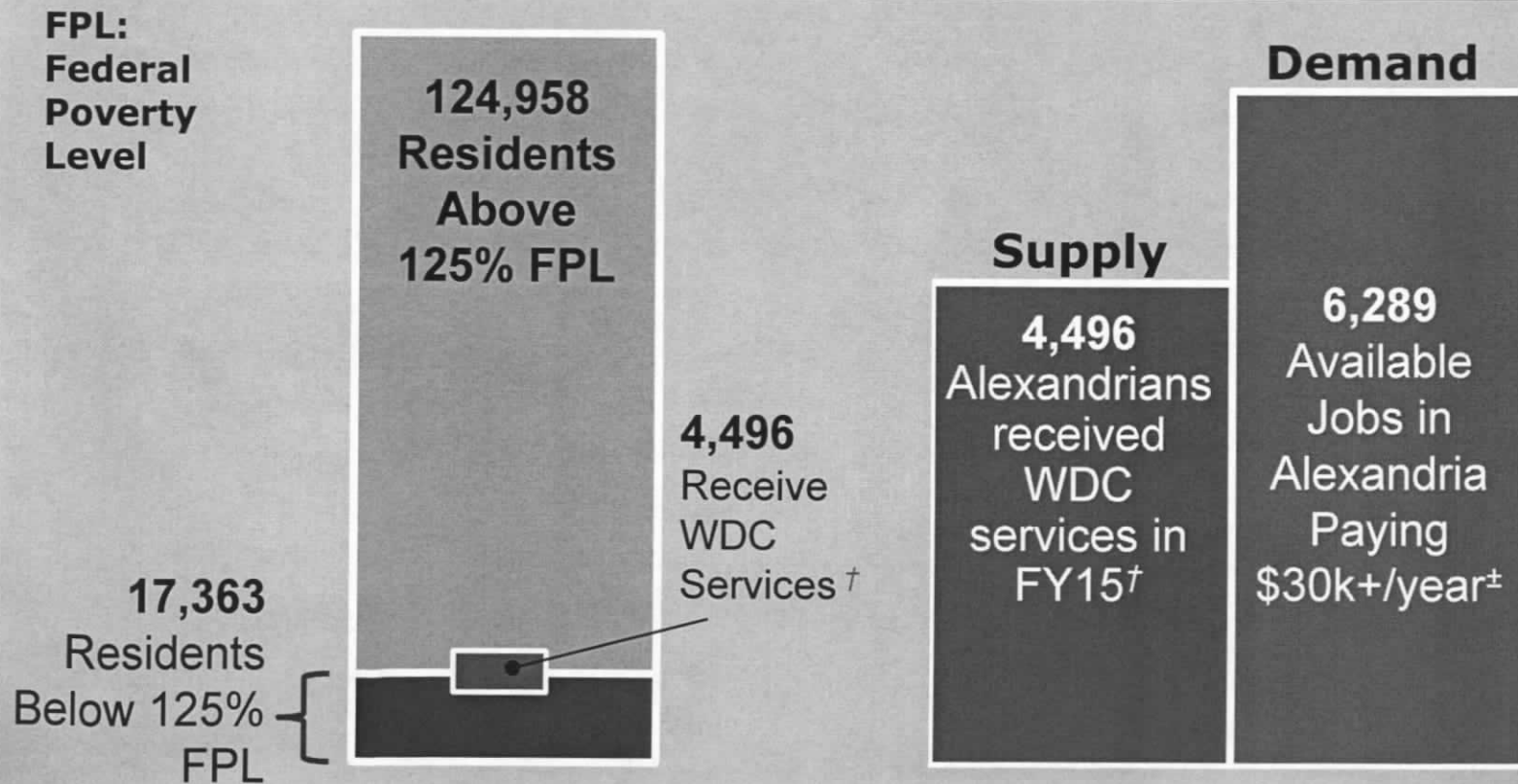




# Workforce Supply & Economic Demand

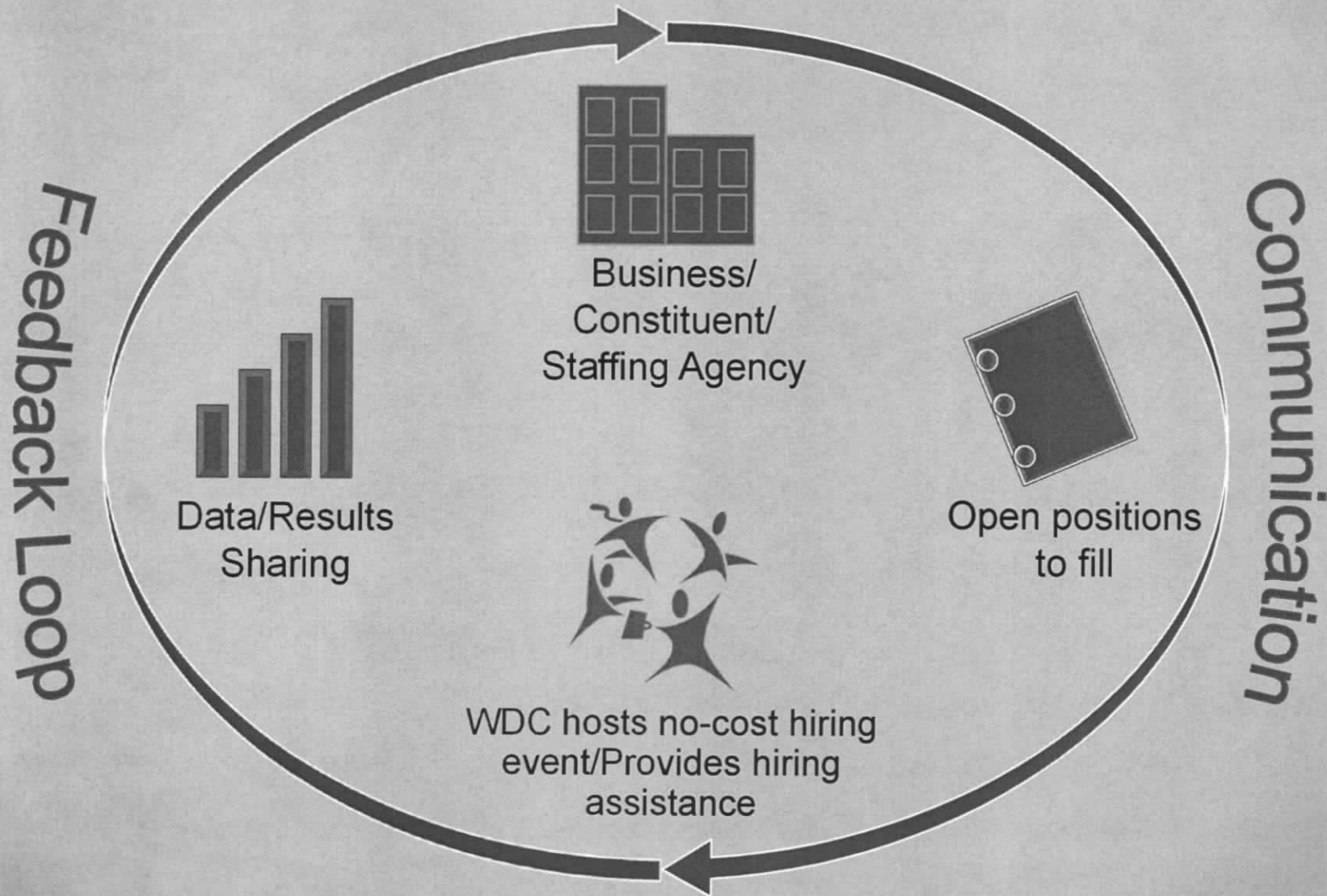
## Alexandria Population (142,321 Residents) by Income Level\*

## Workforce Supply and Economic Demand



Source:  
\*American Community Survey 5-Year Estimates: SELECTED CHARACTERISTICS OF PEOPLE AT SPECIFIED LEVELS OF POVERTY IN THE PAST 12 MONTHS, 2009-2013; Alexandria, VA  
† Harmony: 95% of consumers served with Inquiries, Visits, JDWRs, Notes and Follow-Ups, 07.01.2014 to 6.30.2015  
±WANTED Analytics: Job openings in Alexandria with a minimum salary of \$30,000, 8.17.2015, posted by direct employers

# WDC as a Community Partner







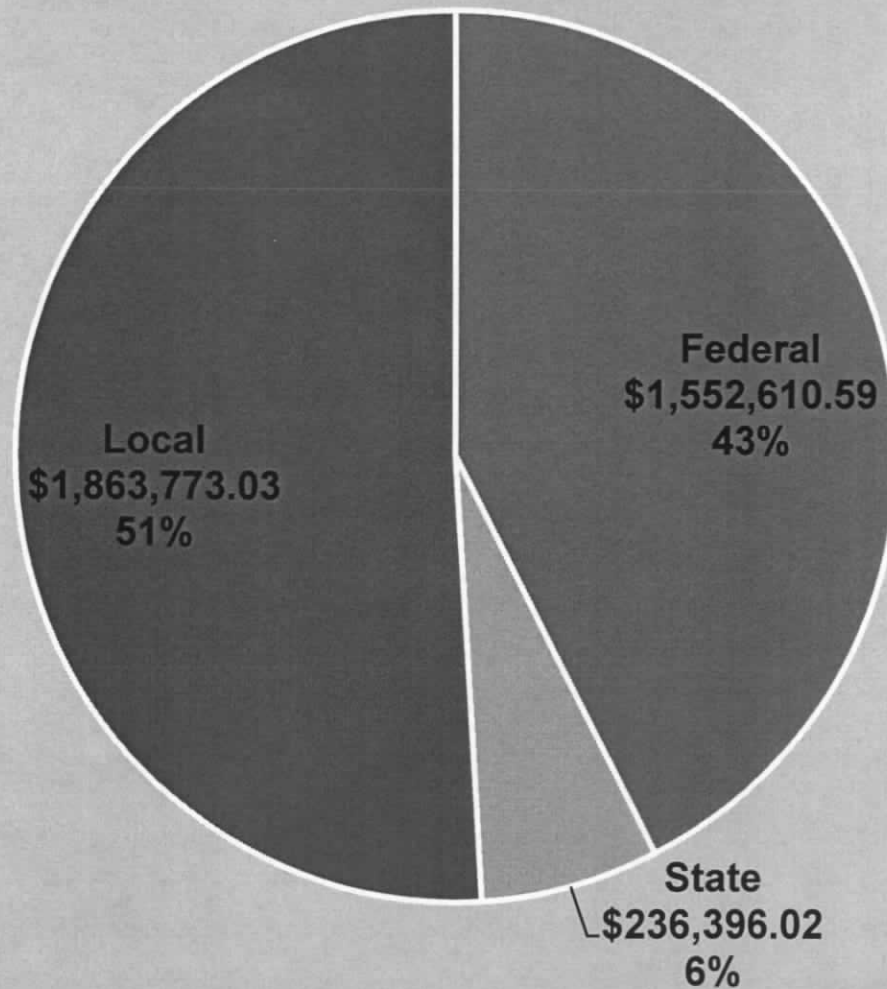
# Comparison of WDC to Staffing Agencies

<b>+=Free to the User \$=Cost N/O=Not Offered N/A=Not Applicable</b>	<b>WDC</b>	<b>Staffing Agency A</b>	<b>Staffing Agency B</b>	<b>Staffing Agency C</b>
Business Transaction/Contract Fees	<b>N/A</b>	<b>\$</b>	<b>\$</b>	<b>\$</b>
Career Pathways for Youth	<b>+</b>	<b>N/O</b>	<b>N/O</b>	<b>N/O</b>
Customized Programs for Experienced Workers 50+	<b>+</b>	<b>N/O</b>	<b>N/O</b>	<b>N/O</b>
Federal Bonding Program	<b>+</b>	<b>N/O</b>	<b>N/O</b>	<b>N/O</b>
Provide Supportive Services (Child Care, Transportation and Uniforms)	<b>+</b>	<b>N/O</b>	<b>N/O</b>	<b>N/O</b>

- **For Constituents:** Low-cost and no-contract Federally funded resource for staffing agencies, businesses and constituents.
- **For Consumers:** Holistic and one-on-one case management and customized resources for clients.



# WDC FY15 Funding Streams



*Local includes Inter Fund Transfers to support VDSS programs ; Total does not include donations*

# FY16 Initiatives

- Increase services to adults and youths by 5%
- Expand in-demand Career Pathway programming
- Launch e-news for businesses, relevant to labor trends
- Strengthen internal data collection and reporting system



**The City of Alexandria  
Workforce Development Center**

**Q&A**



**Bridging The Gap  
Between Workforce  
Supply and Demand**