

ADDRESS OF PROJECT: 401 Franklin Street, Alexandria VA 2231
 TAX MAP AND PARCEL: 080.02-04-45 ZONING: RM

APPLICATION FOR: (Please check all that apply)

☒ CERTIFICATE OF APPROPRIATENESS

☐ PERMIT TO MOVE, REMOVE, ENCAPSULATE OR DEMOLISH
 (Required if more than 25 square feet of a structure is to be demolished/impacted)

☐ WAIVER OF VISION CLEARANCE REQUIREMENT and/or YARD REQUIREMENTS IN A VISION
 CLEARANCE AREA (Section 7-802, Alexandria 1992 Zoning Ordinance)

☐ WAIVER OF ROOFTOP HVAC SCREENING REQUIREMENT
 (Section 6-403(B)(3), Alexandria 1992 Zoning Ordinance)

Applicant: ☒ Property Owner ☐ Business (Please provide business name & contact person)

Name: Mike & Sherri JonesAddress: 401 Franklin StreetCity: Alexandria State: VA Zip: 22314Phone: 703-340-7935 E-mail: Sheri1111@aol.com

Authorized Agent (if applicable): ☐ Attorney ☐ Architect ☒ Contractor


Name: Joe LeVecchi Exterior Medics, Inc. Phone: 703-906-3801E-mail: Joe.LeVecchi@exteriormedics.com

Legal Property Owner:

Name: Mike & Sherri JonesAddress: 401 Franklin StreetCity: Alexandria State: VA Zip: 22314Phone: 703-340-7935 E-mail: Sheri1111@aol.com

- ☐ Yes ☒ No Is there an historic preservation easement on this property?
☐ Yes ☒ No If yes, has the easement holder agreed to the proposed alterations?
☐ Yes ☒ No Is there a homeowner's association for this property?
☐ Yes ☒ No If yes, has the homeowner's association approved the proposed alterations?

If you answered yes to any of the above, please attach a copy of the letter approving the project.



NATURE OF PROPOSED WORK: *Please check all that apply*

- ☐ NEW CONSTRUCTION
☐ EXTERIOR ALTERATION: *Please check all that apply.*
 ☐ awning ☐ fence, gate or garden wall ☐ HVAC equipment ☐ shutters
 ☐ doors ☒ windows ☐ siding ☐ shed
 ☐ lighting ☐ pergola/trellis ☐ painting unpainted masonry
 ☐ other _____
☐ ADDITION
☐ DEMOLITION/ENCAPSULATION
☐ SIGNAGE

DESCRIPTION OF PROPOSED WORK: *Please describe the proposed work in detail (Additional pages may be attached)*

Full tear-out of 2 windows and 1 door on Side & Rear
 of home. Windows & Door will be removed down to the studs and
 new full frame Windows & Door will be installed.
 Proposed product is Marvin Clad Ultimate
 Double Hung - Next Generation.

SUBMITTAL REQUIREMENTS:

Items listed below comprise the **minimum supporting materials** for BAR applications. Staff may request additional information during application review. Please refer to the relevant section of the *Design Guidelines* for further information on appropriate treatments.

Applicants must use the checklist below to ensure the application is complete. Include all information and material that are necessary to thoroughly describe the project. Incomplete applications will delay the docketing of the application for review. Pre-application meetings are required for all proposed additions. All applicants are encouraged to meet with staff prior to submission of a completed application.

Electronic copies of submission materials should be submitted whenever possible.

Demolition/Encapsulation : *All applicants requesting 25 square feet or more of demolition/encapsulation must complete this section. Check N/A if an item in this section does not apply to your project.*

- ☐ ☒ N/A Survey plat showing the extent of the proposed demolition/encapsulation.
☐ ☒ Existing elevation drawings clearly showing all elements proposed for demolition/encapsulation.
☐ ☒ Clear and labeled photographs of all elevations of the building if the entire structure is proposed to be demolished.
☐ ☒ Description of the reason for demolition/encapsulation.
☐ ☒ Description of the alternatives to demolition/encapsulation and why such alternatives are not considered feasible.

Additions & New Construction: Drawings must be to scale and should not exceed 11" x 17" unless approved by staff. All plans must be folded and collated into 3 complete 8 1/2" x 11" sets. Additional copies may be requested by staff for large-scale development projects or projects fronting Washington Street. Check N/A if an item in this section does not apply to your project.

- ☐ ☒ ^{N/A} Scaled survey plat showing dimensions of lot and location of existing building and other structures on the lot, location of proposed structure or addition, dimensions of existing structure(s), proposed addition or new construction, and all exterior, ground and roof mounted equipment.
- ☐ ☒ FAR & Open Space calculation form.
- ☐ ☒ Clear and labeled photographs of the site, surrounding properties and existing structures, if applicable.
- ☐ ☒ Existing elevations must be scaled and include dimensions.
- ☐ ☒ Proposed elevations must be scaled and include dimensions. Include the relationship to adjacent structures in plan and elevations.
- ☒ ☐ Materials and colors to be used must be specified and delineated on the drawings. Actual samples may be provided or required.
- ☒ ☐ Manufacturer's specifications for materials to include, but not limited to: roofing, siding, windows, doors, lighting, fencing, HVAC equipment and walls.
- ☐ ☒ For development site plan projects, a model showing mass relationships to adjacent properties and structures.

Signs & Awnings: One sign per building under one square foot does not require BAR approval unless illuminated. All other signs including window signs require BAR approval. Check N/A if an item in this section does not apply to your project.

- ☐ ☒ ^{N/A} Linear feet of building: Front: _____ Secondary front (if corner lot): _____.
- ☐ ☒ Square feet of existing signs to remain: _____.
- ☐ ☒ Photograph of building showing existing conditions.
- ☐ ☒ Dimensioned drawings of proposed sign identifying materials, color, lettering style and text.
- ☐ ☒ Location of sign (show exact location on building including the height above sidewalk).
- ☐ ☒ Means of attachment (drawing or manufacturer's cut sheet of bracket if applicable).
- ☐ ☒ Description of lighting (if applicable). Include manufacturer's cut sheet for any new lighting fixtures and information detailing how it will be attached to the building's facade.

Alterations: Check N/A if an item in this section does not apply to your project.

- ☒ ☐ ^{N/A} Clear and labeled photographs of the site, especially the area being impacted by the alterations, all sides of the building and any pertinent details.
- ☒ ☐ Manufacturer's specifications for materials to include, but not limited to: roofing, siding, windows, doors, lighting, fencing, HVAC equipment and walls.
- ☐ ☒ Drawings accurately representing the changes to the proposed structure, including materials and overall dimensions. Drawings must be to scale.
- ☐ ☒ An official survey plat showing the proposed locations of HVAC units, fences, and sheds.
- ☐ ☒ Historic elevations or photographs should accompany any request to return a structure to an earlier appearance.

ALL APPLICATIONS: *Please read and check that you have read and understand the following items:*

- ☒ I have submitted a filing fee with this application. (Checks should be made payable to the City of Alexandria. Please contact staff for assistance in determining the appropriate fee.)
- ☒ I understand the notice requirements and will return a copy of the three respective notice forms to BAR staff at least five days prior to the hearing. If I am unsure to whom I should send notice I will contact Planning and Zoning staff for assistance in identifying adjacent parcels.
- ☒ I, the applicant, or an authorized representative will be present at the public hearing.
- ☒ I understand that any revisions to this initial application submission (including applications deferred for restudy) must be accompanied by the BAR Supplemental form and 3 sets of revised materials.

The undersigned hereby attests that all of the information herein provided including the site plan, building elevations, prospective drawings of the project, and written descriptive information are true, correct and accurate. The undersigned further understands that, should such information be found incorrect, any action taken by the Board based on such information may be invalidated. The undersigned also hereby grants the City of Alexandria permission to post placard notice as required by Article XI, Division A, Section 11-301(B) of the 1992 Alexandria City Zoning Ordinance, on the property which is the subject of this application. The undersigned also hereby authorizes the City staff and members of the BAR to inspect this site as necessary in the course of research and evaluating the application. The applicant, if other than the property owner, also attests that he/she has obtained permission from the property owner to make this application.

APPLICANT OR AUTHORIZED AGENT:

Signature: _____

Printed Name: Joe HelbecumDate: Sept 21, 2015

401 Franklin
(Rear View
From Alley)

2 windows

APPLICATION MATERIALS
BAR2015-00321
401 Franklin St
9/21/2015

401 Franklin
(side View)

One Door

APPLICATION MATERIALS



BAR2015-00321



401 Franklin St

9/21/2015

LINE ITEM QUOTES

The following is a schedule of the windows and doors for this project. For additional unit details, please see Line Item Quotes. Additional charges, tax or Terms and Conditions may apply. Detail pricing is per unit.

Line #1	Mark Unit: FRONT- 2ND FLR	
Qty: 1		
 Built around you.  As Viewed From The Exterior	<p>Stone White Clad Exterior Painted Interior Finish - White - Pine Interior Clad Ultimate Double Hung - Next Generation Outside of Exterior Casing 40" X 58 3/4" Rough Opening 38 3/8" X 57 5/16"</p> <p>Top Sash Stone White Clad Sash Exterior Painted Interior Finish - White - Pine Sash Interior IG Low E2 w/Argon Stainless Perimeter and Spacer Bar 7/8" SDL - With Spacer Bar - Stainless Rectangular - Special Cut 3W2H Stone White Clad Ext - Painted Interior Finish - White Pine Int Ogee Interior Glazing Profile</p> <p>Bottom Sash Stone White Clad Sash Exterior Painted Interior Finish - White - Pine Sash Interior IG Low E2 w/Argon Stainless Perimeter and Spacer Bar 7/8" SDL - With Spacer Bar - Stainless Rectangular - Special Cut 3W2H Stone White Clad Ext - Painted Interior Finish - White Pine Int Ogee Interior Glazing Profile White Interior Weatherstrip Package White Exterior Weatherstrip Package Oil Rubbed Bronze Sash Lock Aluminum Screen Charcoal Fiberglass Mesh Stone White Surround ***Screen/Combo Ship Loose</p> <p>4 9/16" Jambs Casing with Subsill Stone White 1 5/16" Clad BMC Stone White A246 Subsill Installed Installation Brackets</p>	
MO 40 1/2" X 59" FS 37 3/8" X 56 13/16" OC 40" x 58 3/4" RO 38 3/8" X 57 5/16" Egress Information Width: 33 25/32" Height: 23 9/32" Net Clear Opening: 5.46 SqFt		

Line #2	Mark Unit: FRONT- 2ND FLR	
Qty: 1		
 Built around you.  As Viewed From The Exterior	<p>Stone White Clad Exterior Painted Interior Finish - White - Pine Interior Clad Ultimate Double Hung - Next Generation Outside of Exterior Casing 39 1/2" X 58 3/4" Rough Opening 37 7/8" X 57 5/16"</p> <p>Top Sash Stone White Clad Sash Exterior Painted Interior Finish - White - Pine Sash Interior IG Low E2 w/Argon Stainless Perimeter and Spacer Bar 7/8" SDL - With Spacer Bar - Stainless Rectangular - Special Cut 3W2H Stone White Clad Ext - Painted Interior Finish - White Pine Int Ogee Interior Glazing Profile</p> <p>Bottom Sash Stone White Clad Sash Exterior Painted Interior Finish - White - Pine Sash Interior IG Low E2 w/Argon</p>	
MO 40" X 59" FS 36 7/8" X 56 13/16" OC 39 1/2" x 58 3/4" RO 37 7/8" X 57 5/16" Egress Information Width: 33 9/32" Height: 23 9/32" Net Clear Opening: 5.38 SqFt		