



# Capital Bikeshare - Background



- D.C. and Arlington launched in 2010 with 110 stations
- In October 2011, Council adopted program in Alexandria
- Alexandria launched in 2012 with 8 stations
- Alta Bicycle Share is the contractor hired by all participating jurisdictions to operate system

# Consistent with City Plans



- City Council Strategic Plan
- Complete Streets Policy
- Eco-City Alexandria
- 2008 Transportation Master Plan
- 2008 Pedestrian and Bicycle Mobility Plan
- Alexandria is a Silver Level Bicycle Friendly Community

**Strategic Plan Goal 3:** *“A multimodal transportation network that supports sustainable land use and provides internal mobility and regional connectivity for Alexandrians.”*

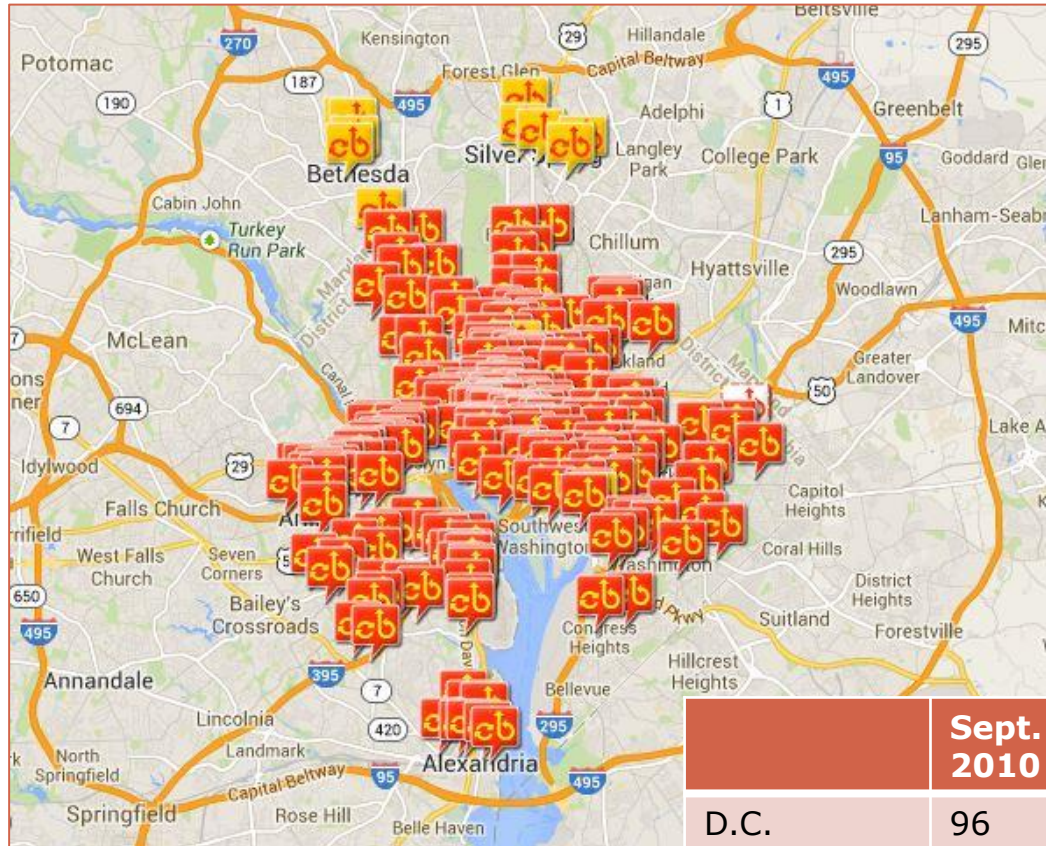
# Alexandria is a Bicycle Friendly Community



- Over 9 lane miles of bicycle lanes and shared-lane markings installed in 2012-2013
- 22 lane miles of bicycle lanes and shared lanes under design
- Doubled the number of bicycle safety and education classes since 2010
- Shared-use path projects in 2012-2013: Chambliss Crossing, Linear Park Trail, Jones Point Park Trails



# Growth of Capital Bikeshare

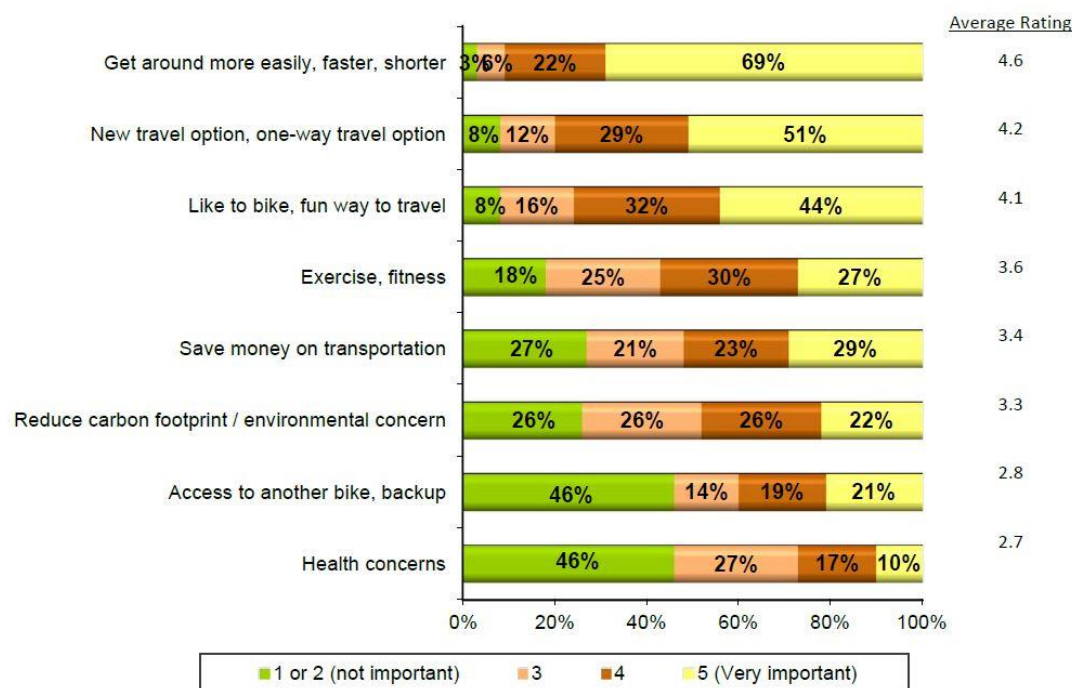


	Sept. 2010	Sept. 2013
D.C.	96	178
Arlington	14	62
Alexandria	0	8
Montgomery County	0	14

# Capital Bikeshare Member Survey



Figure 8  
Importance of Bikeshare Membership Motivations  
(n = 5,588)



- Cumulative reduction in 4.4 million vehicle miles traveled among members
- Each member saves \$800 year on personal travel costs, collective savings of \$17.8 million
- Bikeshare induces trips, broadens travel options
- Members use bikeshare to access Metrorail and bus service
- 50 percent of respondents say they drove a car less often since joining Capital Bikeshare

# Alexandria's First Year

Capital Bikeshare in Alexandria Year 1	
<b>Fleet</b>	
<b>Stations</b>	8
<b>Bikes</b>	77
<b>Docks</b>	134
<b>% of regional fleet</b>	3.20%
<b>Finances</b>	
<b>Cost recovery</b>	72%
<b>Cost recovery compared to DASH</b>	30%
<b>Cost recovery compared to Metrobus</b>	29%
<b>Total expenses</b>	\$211,535
<b>Total revenues</b>	\$154,172
<b>Net operating cost</b>	\$57,363
<b>Members</b>	
<b>Annual, monthly and daily key</b>	464
<b>3 day members</b>	165
<b>1 day members</b>	2,533
<b>Trips</b>	
<b>Trips, starting in Alexandria</b>	21,798
<b>Miles, starting in Alexandria</b>	22,015
<b>Average trip length</b>	1.1
<b>Average trip duration</b>	22
<b>C02 saved, trips starting in Alexandria (pounds)</b>	14,506
<b>Calories burned, trips starting in Alexandria</b>	2,023,965
<b>Reported crashes</b>	0
<b>Unrecovered thefts</b>	0



# Trips Between Stations

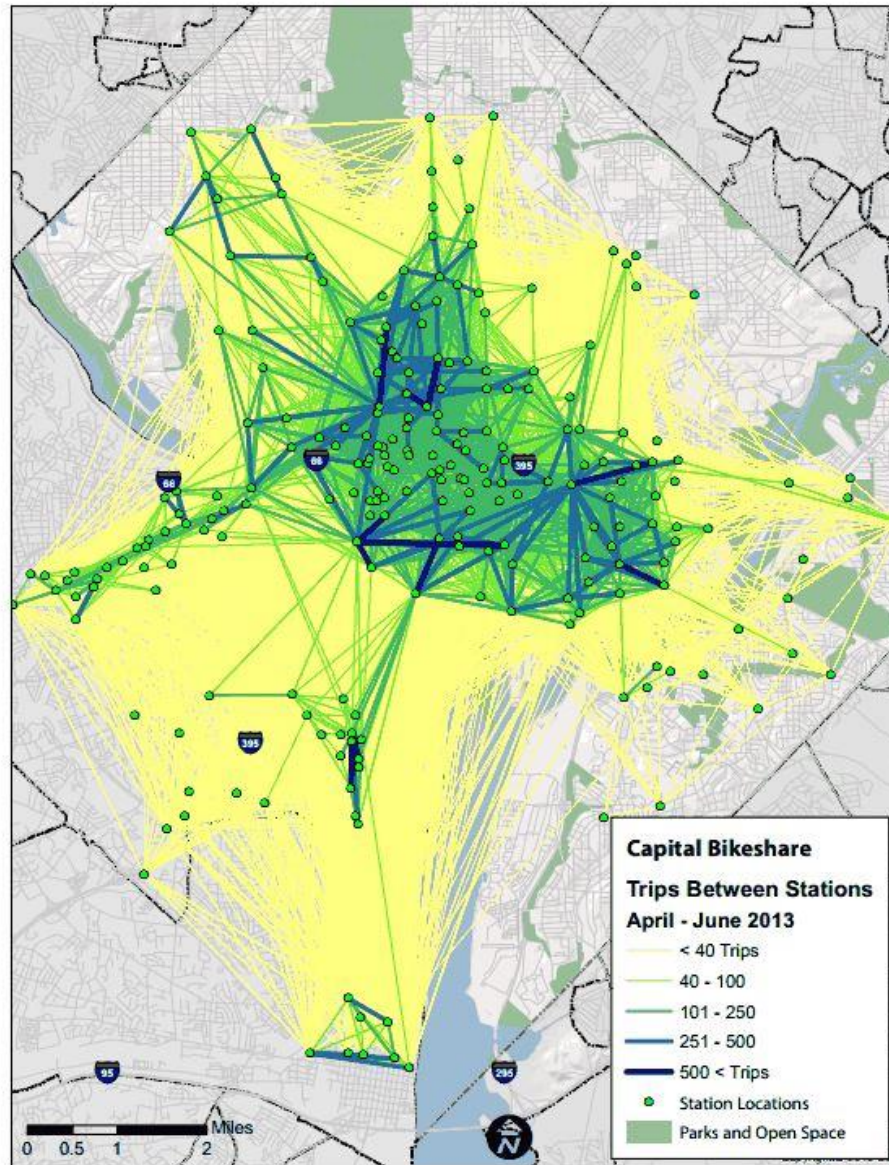
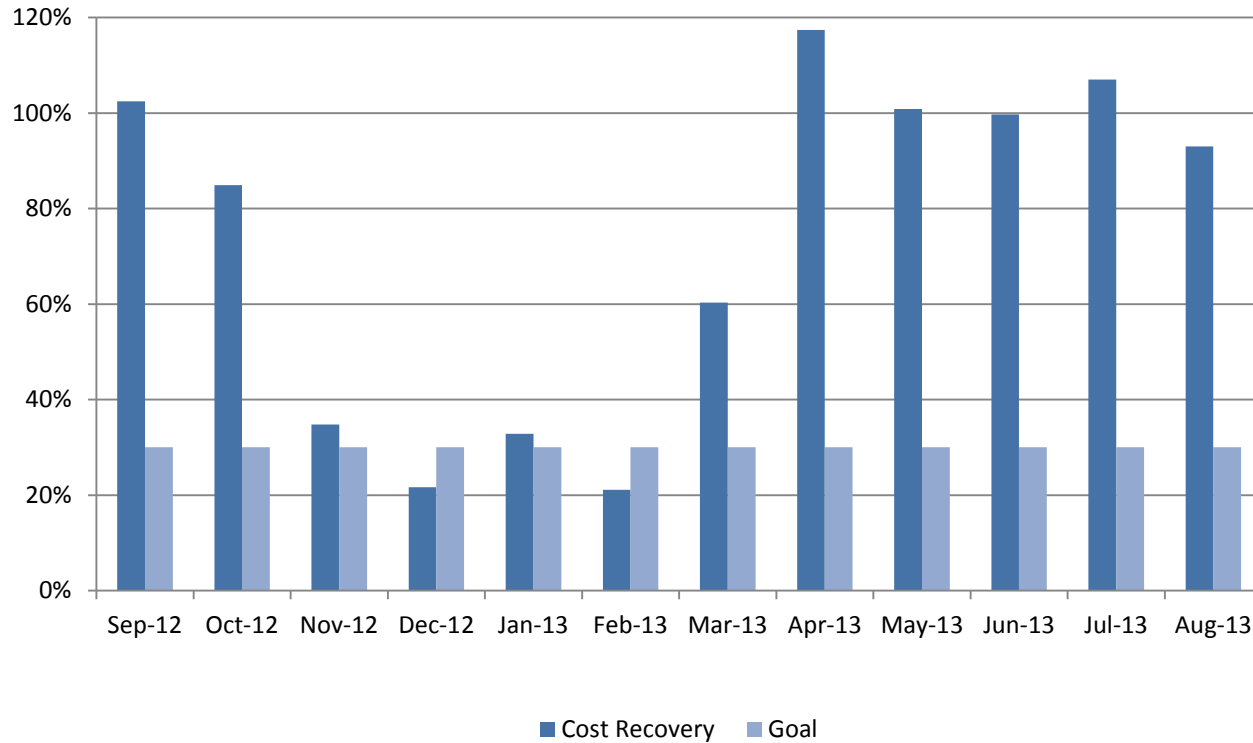


Figure 5. Number of trips observed between stations, April-June 2013.

# Cost Recovery

Capital Bikeshare Monthly Cost Recovery in Alexandria





# Capital Bikeshare Expansion

