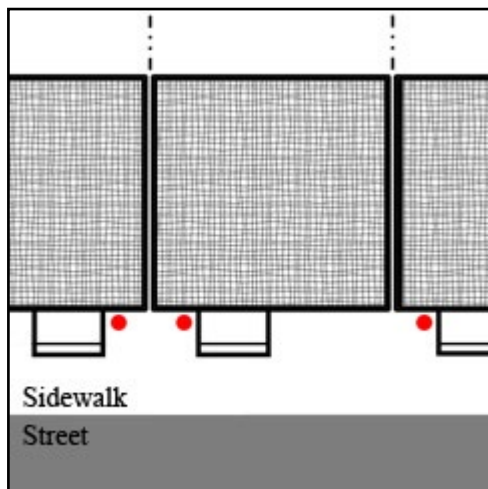


# BAR POLICY for ADMINISTRATIVE APPROVAL of GAS METERS

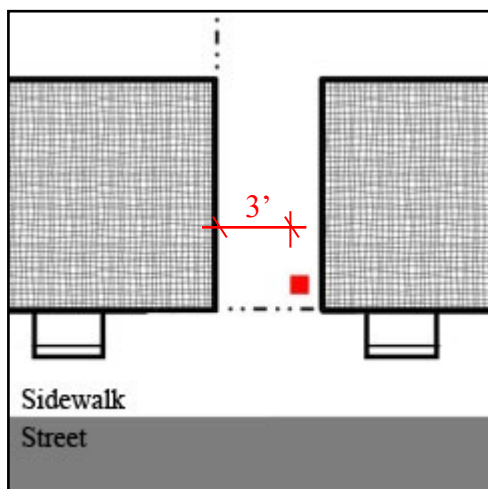
Exterior alterations that are visible from a public way within the two local historic districts in Alexandria require a Certificate of Appropriateness from the Boards of Architectural Review (BAR). The BAR's *Design Guidelines* require that all utility meters be "...located in the most inconspicuous location on a building." The BAR strongly recommends that all gas meters now located in a basement remain in the basement wherever they comply with the building code and public safety is ensured. BAR staff may administratively approve meters and vents that comply with one of the following four location types set forth below. Properties that staff determines do not comply with one of the four types below will require approval of a Certificate of Appropriateness from the BAR at a public hearing.

## TYPE I



Townhouse with no setback from the street-facing property line.

## TYPE II




Townhouse with no setback from the property line but with a side yard or alley providing 3' clearance after installation of the meter.

Meter ■  
Pressure Relief Vent ●

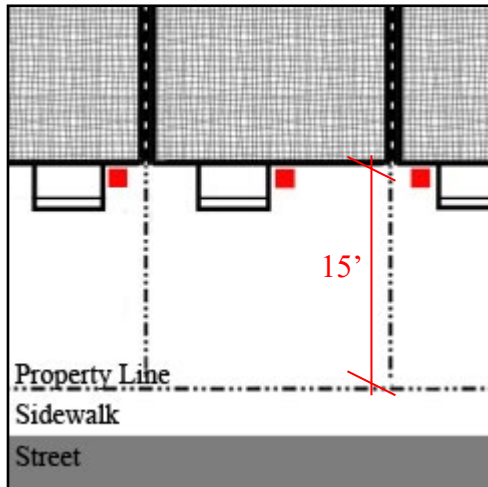


Meter may be placed on front façade if it is a safety risk to be located in the basement. A pressure relief vent may be located on the front or side façade. Paint all to match adjacent wall color.



Meter may be located in the side yard behind the façade. Paint meter to match adjacent wall color and screen with landscaping or a fence.

## TYPE III



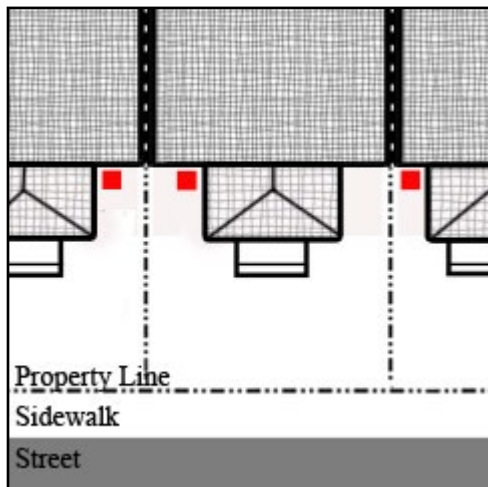
Townhouse with a minimum setback of 15' from the front property line

Meter ■



Meter may be located on the façade behind a landscape screen. Paint meter to match the adjacent wall color.

## TYPE IV



Townhouse with a front porch.



Meter may be located on the façade between porches. Paint meter to match the adjacent wall color.