

COVID-19 RECOVERY





In March 2022, Alexandria City Council adopted six priorities that have been used to provide a cohesive framework for budget and policy decisions for the upcoming fiscal year. City Council developed these priorities at the Council Retreat, held January 29, 2022, and follow-up discussions at two City Council meetings.



Each of the six priorities have a business plan, which together provide the framework for an interdepartmental approach to achieving city goals. By consolidating recommendations and planned initiatives with specific objectives and indicators (which can be updated quarterly), the business plans describe how the City will ensure each priority area is well run and the community receives quality services.



Each City Council Priority Business Plan is viewed through the lens of equity, environmental justice, civility, transparency, respect and service, and includes specific objectives and initiatives tied to these principles. These priorities do not diminish or change the City's continuing commitment to its ongoing core services and accountability; rather, they bring focus to the concerns of highest need at the time.

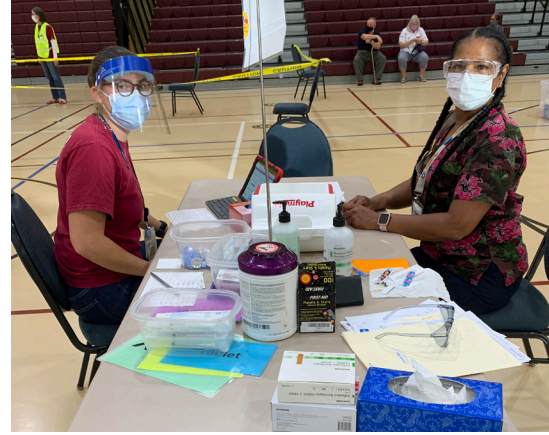
City Council will re-evaluate the needs and priorities in December 2022 in anticipation of the year ahead and FY24 budget.

RECOVER FROM THE COVID-19 PANDEMIC

We will advance the policies, practices, and resources needed to ensure a health, resilient, and equitable recovery for all residents and business.

GOALS

1 Focus on public health needs to mitigate future emergencies, including severe cases of COVID-19, in ways that are culturally appropriate, normalized, and aligned with regional efforts



MAJOR INITIATIVES

Continue to monitor the prevalence of COVID-19 in the community and plan for robust surveillance of other potential viruses and public health threats.

Continue equitable outreach and engagement to ensure residents are up to date on all vaccines.

Provide mental health treatment team supports, including the Court Mental Health and Developmental Assets Builder Program that will respond to the growing need for trauma-based crisis intervention and resource navigation for supportive services.

Expand the Alexandria Co-Response Program (ACORP) and implement the Marcus Alert System to provide an appropriate behavioral health response to behavioral health emergencies.

Continue to monitor progress of tactics in the Community Health Improvement Plan (AHD) that aim to address the root causes of chronic, preventable diseases and health disparities, including poverty, mental health, and housing.

Work with ACPS on integration of recently expanded school-based mental health professionals to address student crisis intervention and support.

On-going implementation of the Children and Youth Community Plan initiatives that support mental health and wellness, including free trainings and technical assistance for program providers and caring adults on how to build positive and supportive relationships with youth.

Reduce chronic, preventable diseases and health disparities that lead to more severe cases of COVID-19, through development of a Community Health Worker Program that engages, educates, navigates, and empowers residents where they are.



2 Businesses throughout the City will recover from the pandemic and thrive

MAJOR INITIATIVES

Expand advertising to customers, speeding small business recovery and the negatively impacted tourism and hospitality industry.

Continue to expand recent Black Travel and Spanish language campaigns to grow visitation and ensure an equitable approach to supporting the hospitality industry.

Implement the Virginia Tourism Recovery Program to provide long-term critical assistance to the small business sector and will help support increases to the City's consumption tax revenues (lodging, meals and sales) by way of tourism marketing.

Transition small business support from recovery to growth and profitability.

Launch efforts focused on supporting entrepreneurs in new industries and underrepresented demographics to ensure an equitable approach to supporting existing and future small, women- and minority-owned businesses.

Provide Foundational Support for Business Organizations to support programs associated with immediate economic recovery efforts and long-term financial success conducted by organized business association.

Provide outreach to businesses in all sectors with applicable public health safety, energy efficiency, and environmental guidance, including promotion the Commercial Property Assessed Clean Energy program.

Deliver major infrastructure projects including, Metro, Waterfront, Transit Initiatives so that businesses and visitors are attracted to the City.

Through the Unified Early Childhood Workforce Stabilization Initiative, address the childcare resource gap, assuring operators can provide service at hours and locations needed to support a diverse workforce.



“We are absolutely thrilled to see that Alexandria is embracing the New DASH Network. With the support of the City, DASH is now able to provide more frequent, all-day bus service that serves the diverse needs of our community.”

- Josh Baker, DASH CEO/General Manager





3 Everyone's basic needs are met and recovery lifts all

MAJOR INITIATIVES

Continue support for the Eviction Prevention Task Force, including easily accessible and culturally fluent assistance with housing and resource navigation and housing relocation when necessary.

Establish two community food hubs and continue support of pantry networks and food delivery for seniors to advance the City's food security system and ensure healthy and affordable food is accessible across the city.

Consolidate DCHS, AHD, Neighborhood Health and West End Service Center to ensure convenient access of co-located services to residents.

Implement a Guaranteed Basic Income program that provides direct, recurring cash payments of \$500 a month, with no restrictions on use, giving participants more freedom, dignity and self-determination to make choices for their financial well-being.

Implement the Healthy Homes Initiative to assist with improving home conditions, including air quality, that contribute to poor health outcomes.

Develop a Digital Equity Action Plan, provide a community help desk through Computer Core, and continue lending technology through libraries to pursue digital equity for all residents.

Continue coordination with DASH to implement the 2030 Alexandria Transit Vision Plan Network, including route realignments, major frequency and span improvements, and expansion of electric bus infrastructure, ensuring safe and equitable access to public transportation.

Develop the Open Space Policy Plan to increase access to quality outdoor spaces and tree canopy that furthers physical, social, and mental well-being.

Complete an extreme heat vulnerability analysis to identify areas that are particularly vulnerable to the effects of climate change relative to the rest of the City and inform future policy decisions.

Status

Indicators


Current

Trend & Target

Residents Vaccinated Against COVID-19

Residents vaccinated against COVID-19 is critical to reducing the severity of illness from the virus and maintaining capacity in the healthcare system. The Alexandria Health Department's target is an 80% vaccination rate for all eligible residents. This indicator is from the Alexandria Health Department (AHD).

78%



Adults Who Are Obese

The percent of adults who are obese is an indicator of the community's health and lifestyle. Obesity increases the risk of many diseases and health conditions, including severe COVID-19. The target is to be below 30.5%. This indicator is from AHD.

28.3%



Equity in Uncontrolled Diabetes Hospitalization

This measures the racial equity of health of residents where 1 is the lowest and 100 is the highest equity score (note 1). As a first step toward improvement, the target is set to 25. Uncontrolled diabetes can lead to foot ulcers, amputations, severe cases of COVID-19, and death. This indicator is from AHD.

4
out of 100



Equity in Hypertension Hospitalizations

This measures the racial equity of health of residents where 1 is the lowest and 100 is the highest equity score (note 1). As a first step toward improvement, the target is set to 25. Hypertension can serve as a proxy for health risk as it is a major cause of stroke and heart attacks. This indicator is from AHD.

8
out of 100



Equity in Asthma Hospitalization

This measures the racial equity of health of our residents where 1 is the lowest and 100 is the highest equity score (note 1). As a first step toward improvement, the target is set to 25. This indicator is a proxy measure for health inequities and home conditions. This indicator is from AHD.

13
out of 100



Business Gross Receipts

Gross business receipts are an indication of economic activity in the city. The City's target is to strive to see positive annual growth citywide. Data are in 2018 dollars. This indicator is from the Department of Finance.

\$11.7B



Transient Lodging Gross Sales

This is an indication of the economic activity of the lodging industry in the City, particularly as it relates to tourism and business travel. The City's target is to strive to see positive annual growth citywide. Data are in 2018 dollars. This indicator is from the Department of Finance.

\$58.8M



Gross Sales

Gross sales receipts are an indication of the City's economic consumption of goods. The City's target is to strive to see positive annual growth citywide. Data are in 2017 dollars. This indicator is from the Department of Finance.

\$3.0B



“ I really appreciate Computer Core. They changed our life. They helped me to achieve my goals and receive my dream job. I’m happy to help other immigrants and students with computer skills. ”

- Aasia Haider, Development Associate

Gross Meals Sales

Gross meals receipts are an indication of the City’s economy, particularly for discretionary spending (dining out). The City’s target is to strive to see positive annual growth citywide. Data are in 2017 dollars. This indicator is from the Department of Finance.

\$411.1M



Jobs in Alexandria

The number of private jobs in Alexandria is an indicator of economic vitality. The target is to see positive growth citywide. This indicator is from the Department of Planning and Zoning from US Census QWI data.

62,147



Commuters Using Alternative Transportation

This indicator measures the percent of commuters using alternative transportation options which include riding the bus, metro, and biking. The City’s target is to strive to see positive annual growth citywide. This indicator is from the Department of Transportation and Environmental Services.

45%



Tree Canopy

The percent of land covered by tree canopy is measured by aerial imagery and LiDAR every four years. The target is to achieve 40%, as set by the Environmental Action Plan and Urban Forest Master Plan by 2035. This indicator is from the Department of Recreation, Parks, and Culture Activities.

32.5%



Residential Access to Food

This indicator calculates the percentage of residential units within a half-mile walk to food options such as grocery stores, farmers markets full-service restaurants, and convenience stores. The target is to realize year-to-year increases. This indicator is from the Department of Community and Human Services (DCHS).

84.4%



Eligible Residents that Receive SNAP (estimated)

The Supplemental Nutrition Assistance Program (SNAP) penetration is measured by the number of household members enrolled divided by the total estimated eligible population. The target is to achieve the Virginia-wide target of 72%. This indicator is from DCHS.

65%




Eviction Rate

This indicator is calculated as the number of unlawful detainer (eviction) summonses filed in the Alexandria General District Court for every 100 rental units in the city. The target is to reduce the rate. This indicator is from the Eviction Prevention Task Force, which includes DCHS and the Office of Housing.

0.6



Note 1. This indicator is calculated through two steps: 1) a ratio is calculated by dividing the highest group by the lowest group 2) the ratio is then converted score that ranges from 1 to 100. This methodology was designed by CUNY.



City of Alexandria
301 King Street
Alexandria, VA 22314