

BAR CASE# **BAR2025-00217**

(OFFICE USE ONLY)

ADDRESS OF PROJECT: 1324 Princess St. Alexandria, VA 22314

DISTRICT: ☐ Old & Historic Alexandria ☒ Parker – Gray ☐ 100 Year Old Building

TAX MAP AND PARCEL: 50598000

ZONING:

APPLICATION FOR: *(Please check all that apply)*

☒ CERTIFICATE OF APPROPRIATENESS

☐ PERMIT TO MOVE, REMOVE, ENCAPSULATE OR DEMOLISH
(Required if more than 25 square feet of a structure is to be demolished/impacted)

☐ WAIVER OF VISION CLEARANCE REQUIREMENT and/or YARD REQUIREMENTS IN A VISION
CLEARANCE AREA (Section 7-802, Alexandria 1992 Zoning Ordinance)

☐ WAIVER OF ROOFTOP HVAC SCREENING REQUIREMENT
(Section 6-403(B)(3), Alexandria 1992 Zoning Ordinance)

Applicant: ☐ Property Owner ☒ Business *(Please provide business name & contact person)*

Name: Tim Riley / The Neher Group

Address:

City:

State:

Zip:

Phone:

E-mail :

Authorized Agent *(if applicable)*: ☐ Attorney ☐ Architect ☐

Name: Tim Riley / The Neher Group

Phone:

E-mail:

Legal Property Owner:

Name: Scott Dudley

Address:

City:

State:

Zip:

Phone:

E-mail:

(OFFICE USE ONLY)

NATURE OF PROPOSED WORK: *Please check all that apply*

- ☐ NEW CONSTRUCTION

☐ EXTERIOR ALTERATION: *Please check all that apply.*

<input type="checkbox"/> awning	<input type="checkbox"/> fence, gate or garden wall	<input type="checkbox"/> HVAC equipment	<input type="checkbox"/> shutters
<input type="checkbox"/> doors	<input type="checkbox"/> windows	<input type="checkbox"/> siding	<input type="checkbox"/> shed
<input type="checkbox"/> lighting	<input type="checkbox"/> pergola/trellis	<input type="checkbox"/> painting unpainted masonry	
<input type="checkbox"/> other _____			

☐ ADDITION

☐ DEMOLITION/ENCAPSULATION

☐ SIGNAGE

DESCRIPTION OF PROPOSED WORK: *Please describe the proposed work in detail (Additional pages may be attached).*

Install fifteen (15) Andersen 400 Series Tilt-wash windows. Same size, shape, location, and appearance (grid pattern and color) as the existing windows.

[illegible]

SUBMITTAL REQUIREMENTS:

- ☐ Check this box if there is a homeowner's association for this property. If so, you must attach a copy of the letter approving the project.

Items listed below comprise the **minimum supporting materials** for BAR applications. Staff may request additional information during application review. Please refer to the relevant section of the *Design Guidelines* for further information on appropriate treatments.

Applicants must use the checklist below to ensure the application is complete. Include all information and material that are necessary to thoroughly describe the project. Incomplete applications will delay the docketing of the application for review. Pre-application meetings are required for all proposed additions. All applicants are encouraged to meet with staff prior to submission of a completed application.

Demolition/Encapsulation : *All applicants requesting 25 square feet or more of demolition/encapsulation must complete this section. Check N/A if an item in this section does not apply to your project.*

N/A

- | | | |
|--------------------------|--------------------------|---|
| <input type="checkbox"/> | <input type="checkbox"/> | Survey plat showing the extent of the proposed demolition/encapsulation. |
| <input type="checkbox"/> | <input type="checkbox"/> | Existing elevation drawings clearly showing all elements proposed for demolition/encapsulation. |
| <input type="checkbox"/> | <input type="checkbox"/> | Clear and labeled photographs of all elevations of the building if the entire structure is proposed to be demolished. |
| <input type="checkbox"/> | <input type="checkbox"/> | Description of the reason for demolition/encapsulation. |
| <input type="checkbox"/> | <input type="checkbox"/> | Description of the alternatives to demolition/encapsulation and why such alternatives are not considered feasible. |

Additions & New Construction: Drawings must be to scale and should not exceed 11" x 17" unless approved by staff. Check N/A if an item in this section does not apply to your project.

- ☐ ☐ ^{N/A} Scaled survey plat showing dimensions of lot and location of existing building and other structures on the lot, location of proposed structure or addition, dimensions of existing structure(s), proposed addition or new construction, and all exterior, ground and roof mounted equipment.
- ☐ ☐ FAR & Open Space calculation form.
- ☐ ☐ Clear and labeled photographs of the site, surrounding properties and existing structures, if applicable.
- ☐ ☐ Existing elevations must be scaled and include dimensions.
- ☐ ☐ Proposed elevations must be scaled and include dimensions. Include the relationship to adjacent structures in plan and elevations.
- ☐ ☐ Materials and colors to be used must be specified and delineated on the drawings. Actual samples may be provided or required.
- ☐ ☐ Manufacturer's specifications for materials to include, but not limited to: roofing, siding, windows, doors, lighting, fencing, HVAC equipment and walls.
- ☐ ☐ For development site plan projects, a model showing mass relationships to adjacent properties and structures.

Signs & Awnings: One sign per building under one square foot does not require BAR approval unless illuminated. All other signs including window signs require BAR approval. Check N/A if an item in this section does not apply to your project.

- ☐ ☐ ^{N/A} Linear feet of building: Front: _____ Secondary front (if corner lot): _____.
- ☐ ☐ Square feet of existing signs to remain: _____.
- ☐ ☐ Photograph of building showing existing conditions.
- ☐ ☐ Dimensioned drawings of proposed sign identifying materials, color, lettering style and text.
- ☐ ☐ Location of sign (show exact location on building including the height above sidewalk).
- ☐ ☐ Means of attachment (drawing or manufacturer's cut sheet of bracket if applicable).
- ☐ ☐ Description of lighting (if applicable). Include manufacturer's cut sheet for any new lighting fixtures and information detailing how it will be attached to the building's facade.

Alterations: Check N/A if an item in this section does not apply to your project.

- ☒ ☐ ^{N/A} Clear and labeled photographs of the site, especially the area being impacted by the alterations, all sides of the building and any pertinent details.
- ☒ ☐ Manufacturer's specifications for materials to include, but not limited to: roofing, siding, windows, doors, lighting, fencing, HVAC equipment and walls.
- ☐ ☐ Drawings accurately representing the changes to the proposed structure, including materials and overall dimensions. Drawings must be to scale.
- ☐ ☐ An official survey plat showing the proposed locations of HVAC units, fences, and sheds.
- ☐ ☐ Historic elevations or photographs should accompany any request to return a structure to an earlier appearance.

ALL APPLICATIONS: *Please read and check that you have read and understand the following items:*

- ☒ I understand that after reviewing the proposed alterations, BAR staff will invoice the appropriate filing fee in APEX. The application will not be processed until the fee is paid online.
- ☒ I understand the notice requirements and will return a copy of the three respective notice forms to BAR staff at least five days prior to the hearing. If I am unsure to whom I should send notice I will contact Planning and Zoning staff for assistance in identifying adjacent parcels.
- ☒ I, the applicant, or an authorized representative will be present at the public hearing.
- ☒ I understand that any revisions to this initial application submission (including applications deferred for restudy) must be accompanied by the BAR Supplemental form and revised materials.

The undersigned hereby attests that all of the information herein provided including the site plan, building elevations, prospective drawings of the project, and written descriptive information are true, correct and accurate. The undersigned further understands that, should such information be found incorrect, any action taken by the Board based on such information may be invalidated. The undersigned also hereby grants the City of Alexandria permission to post placard notice as required by Article XI, Division A, Section 11-301(B) of the 1992 Alexandria City Zoning Ordinance, on the property which is the subject of this application. The undersigned also hereby authorizes the City staff and members of the BAR to inspect this site as necessary in the course of research and evaluating the application. The applicant, if other than the property owner, also attests that he/she has obtained permission from the property owner to make this application.

APPLICANT OR AUTHORIZED AGENT:Signature: Tim RileyPrinted Name: Tim RileyDate: 5/23/2025

OWNERSHIP AND DISCLOSURE STATEMENT

Use additional sheets if necessary

1. Applicant. State the name, address and percent of ownership of any person or entity owning an interest in the applicant, unless the entity is a corporation or partnership, in which case identify each owner of more than three percent. The term ownership interest shall include any legal or equitable interest held at the time of the application in the real property which is the subject of the application.

Name	Address	Percent of Ownership
1. Tim Riley		0%
2.		
3.		

2. Property. State the name, address and percent of ownership of any person or entity owning an interest in the property located at _____ (address), unless the entity is a corporation or partnership, in which case identify each owner of more than three percent. The term ownership interest shall include any legal or equitable interest held at the time of the application in the real property which is the subject of the application.

Name	Address	Percent of Ownership
1. Scott Dudley		100%
2.		
3.		

3. Business or Financial Relationships. Each person or entity listed above (1 and 2), with an ownership interest in the applicant or in the subject property is required to disclose **any** business or financial relationship, as defined by Section 11-350 of the Zoning Ordinance, existing at the time of this application, or within the 12-month period prior to the submission of this application with any member of the Alexandria City Council, Planning Commission, Board of Zoning Appeals or either Boards of Architectural Review.

Name of person or entity	Relationship as defined by Section 11-350 of the Zoning Ordinance	Member of the Approving Body (i.e. City Council, Planning Commission, etc.)
1.		
2.		
3.		

NOTE: Business or financial relationships of the type described in Sec. 11-350 that arise after the filing of this application and before each public hearing must be disclosed prior to the public hearings.

As the applicant or the applicant's authorized agent, I hereby attest to the best of my ability that the information provided above is true and correct.

Tim Riley

5/23/2025

Tim Riley

Date

Printed Name

Signature

1324 Princess St. Alexandria, VA 22314

Scope of Work: Install fifteen (15) Andersen 400 Series Tilt-wash windows. Same size, shape, location, and appearance (grid pattern and color) as the existing windows.



Figure 1 Front Facade




Figure 2 Side Facade



Figure 3 Rear Facade -No Work Planned

PROJECT SPECIFICATION




Date: <u>04/15/2025</u>	Branch: <u>DC Metro</u>
Sales Consultant : <u>John Bosek</u>	CSC Phone: <u>HOME DEPOT PHONE: (877)-903-3768</u>
Sales Consultant Phone # : <u>(571) 528-6385</u>	<u>, John Bosek : R-I-128533-13-00446</u>
	License(s):

INSTALLATION ADDRESS: <u>1324 Princess Street</u>			
<u>Alexandria</u>	<u>VA</u>	<u>22314</u>	
Job #: <u>F50862080</u>			

PURCHASER(S):	Work Phone	Home Phone	Cell Phone
<u>Scott Dudley</u>	<u>(571) 257-8744</u>	<u>(513) 238-5119</u>	<u>(513) 238-5119</u>

PROJECT NAME: Windows Quote

Customer Signature:  Date: 04/15/2025

PROJECT SPECIFICATIONS

1	2nd/BED1/Windows
Andersen, Tilt Wash Double Hung (Insert), White Int. Finish, White Ext. Finish, Jamb Liner - White, Width 36, Height 61, Width + Height 97, Glass - Standard, WOCD Screen, Sculptured - Simulated Divided Light w/ Spacer Grid, COLONIAL Pattern, Int. Grid Color, White Ext. Grid Color, ALL Grid Position, 1 Bar(s) Vertical, ALL Grid Position, 1 Bar(s) Vertical, Hardware Option(s) White Finish, Standard Hardware, Labor Option(s) Window / Door Wraps - F&I Up To 120 UI (Per Each), Wrap Color White	
2	2nd/BED1/Windows
Andersen, Tilt Wash Double Hung (Insert), White Int. Finish, White Ext. Finish, Jamb Liner - White, Width 36, Height 61, Width + Height 97, Glass - Standard, WOCD Screen, Sculptured - Simulated Divided Light w/ Spacer Grid, COLONIAL Pattern, Int. Grid Color, White Ext. Grid Color, ALL Grid Position, 1 Bar(s) Vertical, ALL Grid Position, 1 Bar(s) Vertical, Hardware Option(s) White Finish, Standard Hardware, Labor Option(s) Window / Door Wraps - F&I Up To 120 UI (Per Each), Wrap Color White	
3	2nd/HALL/Windows
Andersen, Tilt Wash Double Hung (Insert), White Int. Finish, White Ext. Finish, Jamb Liner - White, Width 36, Height 61, Width + Height 97, Glass - Standard, WOCD Screen, Sculptured - Simulated Divided Light w/ Spacer Grid, COLONIAL Pattern, Int. Grid Color, White Ext. Grid Color, ALL Grid Position, 1 Bar(s) Vertical, ALL Grid Position, 1 Bar(s) Vertical, Hardware Option(s) White Finish, Standard Hardware, Labor Option(s) Window / Door Wraps - F&I Up To 120 UI (Per Each), Wrap Color White	
4	2nd/BED2/Windows
Andersen, Tilt Wash Double Hung (Insert), White Int. Finish, White Ext. Finish, Jamb Liner - White, Width 36, Height 61, Width + Height 97, Glass - Standard, WOCD Screen, Sculptured - Simulated Divided Light w/ Spacer Grid, COLONIAL Pattern, Int. Grid Color, White Ext. Grid Color, ALL Grid Position, 1 Bar(s) Vertical, ALL Grid Position, 1 Bar(s) Vertical, Hardware Option(s) White Finish, Standard Hardware, Labor Option(s) Window / Door Wraps - F&I Up To 120 UI (Per Each), New Exterior Wood Casing / Replace Rotted Wood F&I (Per Lineal Ft.), Miscellaneous Labor (Per Each), Wrap Color White	

PROJECT SPECIFICATION



Purchaser's Name: Scott Dudley

Job#: F50862080

PROJECT NAME: Windows Quote

PROJECT SPECIFICATIONS

5	2nd/BED2/Windows
Andersen, Tilt Wash Double Hung (Insert), White Int. Finish, White Ext. Finish, Jamb Liner - White, Width 36, Height 61, Width + Height 97, Glass - Standard, WOCD Screen, Sculptured - Simulated Divided Light w/ Spacer Grid, COLONIAL Pattern, Int. Grid Color, White Ext. Grid Color, ALL Grid Position, 1 Bar(s) Vertical, ALL Grid Position, 1 Bar(s) Vertical, Hardware Option(s) White Finish, Standard Hardware, Labor Option(s) Window / Door Wraps - F&I Up To 120 UI (Per Each), New Exterior Wood Casing / Replace Rotted Wood F&I (Per Lineal Ft.), Miscellaneous Labor (Per Each), Wrap Color White	
6	2nd/BED2/Windows
Andersen, Tilt Wash Double Hung (Insert), White Int. Finish, White Ext. Finish, Jamb Liner - White, Width 28, Height 61, Width + Height 89, Glass - Standard, WOCD Screen, Sculptured - Simulated Divided Light w/ Spacer Grid, COLONIAL Pattern, Int. Grid Color, White Ext. Grid Color, ALL Grid Position, 1 Bar(s) Vertical, ALL Grid Position, 1 Bar(s) Vertical, Hardware Option(s) White Finish, Standard Hardware, Labor Option(s) Window / Door Wraps - F&I Up To 120 UI (Per Each), New Exterior Wood Casing / Replace Rotted Wood F&I (Per Lineal Ft.), Miscellaneous Labor (Per Each), Wrap Color White	
7	2nd/BED2/Windows
Andersen, Tilt Wash Double Hung (Insert), White Int. Finish, White Ext. Finish, Jamb Liner - White, Width 28, Height 61, Width + Height 89, Glass - Standard, WOCD Screen, Sculptured - Simulated Divided Light w/ Spacer Grid, COLONIAL Pattern, Int. Grid Color, White Ext. Grid Color, ALL Grid Position, 1 Bar(s) Vertical, ALL Grid Position, 1 Bar(s) Vertical, Hardware Option(s) White Finish, Standard Hardware, Labor Option(s) Window / Door Wraps - F&I Up To 120 UI (Per Each), Wrap Color White	
8	1st/LIV/Windows
Andersen, Tilt Wash Double Hung (Insert), White Int. Finish, White Ext. Finish, Jamb Liner - White, Width 28, Height 73, Width + Height 101, Glass - Standard, WOCD Screen, Sculptured - Simulated Divided Light w/ Spacer Grid, COLONIAL Pattern, Int. Grid Color, White Ext. Grid Color, ALL Grid Position, 1 Bar(s) Vertical, ALL Grid Position, 1 Bar(s) Vertical, Hardware Option(s) White Finish, Standard Hardware, Labor Option(s) Window / Door Wraps - F&I Up To 120 UI (Per Each), Wrap Color White	
9	1st/LIV/Windows
Andersen, Tilt Wash Double Hung (Insert), White Int. Finish, White Ext. Finish, Jamb Liner - White, Width 28, Height 73, Width + Height 101, Glass - Standard, WOCD Screen, Sculptured - Simulated Divided Light w/ Spacer Grid, COLONIAL Pattern, Int. Grid Color, White Ext. Grid Color, ALL Grid Position, 1 Bar(s) Vertical, ALL Grid Position, 1 Bar(s) Vertical, Hardware Option(s) White Finish, Standard Hardware, Labor Option(s) Window / Door Wraps - F&I Up To 120 UI (Per Each), Wrap Color White	
10	1st/DINE/Windows
Andersen, Tilt Wash Double Hung (Insert), White Int. Finish, White Ext. Finish, Jamb Liner - White, Width 28, Height 73, Width + Height 101, Glass - Standard, WOCD Screen, Sculptured - Simulated Divided Light w/ Spacer Grid, COLONIAL Pattern, Int. Grid Color, White Ext. Grid Color, ALL Grid Position, 1 Bar(s) Vertical, ALL Grid Position, 1 Bar(s) Vertical, Hardware Option(s) White Finish, Standard Hardware, Labor Option(s) Window / Door Wraps - F&I Up To 120 UI (Per Each), Wrap Color White	

PROJECT SPECIFICATION



Purchaser's Name: Scott Dudley

Job#: F50862080

PROJECT NAME: Windows Quote

PROJECT SPECIFICATIONS

11	1st/DINE/Windows
Andersen, Tilt Wash Double Hung (Insert), White Int. Finish, White Ext. Finish, Jamb Liner - White, Width 28, Height 73, Width + Height 101, Glass - Standard, WOCD Screen, Sculptured - Simulated Divided Light w/ Spacer Grid, COLONIAL Pattern, Int. Grid Color, White Ext. Grid Color, ALL Grid Position, 1 Bar(s) Vertical, ALL Grid Position, 1 Bar(s) Vertical, Hardware Option(s) White Finish, Standard Hardware, Labor Option(s) Window / Door Wraps - F&I Up To 120 UI (Per Each), Wrap Color White	
12	1st/DINE/Windows
Andersen, Tilt Wash Double Hung (Insert), White Int. Finish, White Ext. Finish, Jamb Liner - White, Width 28, Height 73, Width + Height 101, Glass - Standard, WOCD Screen, Sculptured - Simulated Divided Light w/ Spacer Grid, COLONIAL Pattern, Int. Grid Color, White Ext. Grid Color, ALL Grid Position, 1 Bar(s) Vertical, ALL Grid Position, 1 Bar(s) Vertical, Hardware Option(s) White Finish, Standard Hardware, Labor Option(s) Window / Door Wraps - F&I Up To 120 UI (Per Each), Wrap Color White	
13	1st/DINE/Windows
Andersen, Tilt Wash Double Hung (Insert), White Int. Finish, White Ext. Finish, Jamb Liner - White, Width 28, Height 73, Width + Height 101, Glass - Standard, WOCD Screen, Sculptured - Simulated Divided Light w/ Spacer Grid, COLONIAL Pattern, Int. Grid Color, White Ext. Grid Color, ALL Grid Position, 1 Bar(s) Vertical, ALL Grid Position, 1 Bar(s) Vertical, Hardware Option(s) White Finish, Standard Hardware, Labor Option(s) Window / Door Wraps - F&I Up To 120 UI (Per Each), Wrap Color White	
14	1st/KITCH/Windows
Andersen, Tilt Wash Double Hung (Insert), White Int. Finish, White Ext. Finish, Jamb Liner - White, Width 28, Height 73, Width + Height 101, Glass - Standard, WOCD Screen, Sculptured - Simulated Divided Light w/ Spacer Grid, COLONIAL Pattern, Int. Grid Color, White Ext. Grid Color, ALL Grid Position, 1 Bar(s) Vertical, ALL Grid Position, 1 Bar(s) Vertical, Hardware Option(s) White Finish, Standard Hardware, Labor Option(s) Window / Door Wraps - F&I Up To 120 UI (Per Each), New Exterior Wood Casing / Replace Rotted Wood F&I (Per Lineal Ft.), Miscellaneous Labor (Per Each), Wrap Color White	
15	1st/KITCH/Windows
Andersen, Tilt Wash Double Hung (Insert), White Int. Finish, White Ext. Finish, Jamb Liner - White, Width 28, Height 73, Width + Height 101, Glass - Standard, WOCD Screen, Sculptured - Simulated Divided Light w/ Spacer Grid, COLONIAL Pattern, Int. Grid Color, White Ext. Grid Color, ALL Grid Position, 1 Bar(s) Vertical, ALL Grid Position, 1 Bar(s) Vertical, Hardware Option(s) White Finish, Standard Hardware, Labor Option(s) Window / Door Wraps - F&I Up To 120 UI (Per Each), Wrap Color White	
Job Level and Labor Options	
4-Miscellaneous Labor (Per Each); 15-Window / Door Wraps - F&I Up To 120 UI (Per Each); 4-New Exterior Wood Casing / Replace Rotted Wood F&I (Per Lineal Ft.); 1-Permit Processing	

400 Series Tiltwash Double Hung Insert

Common Features and Options Double Hung, Picture, Transom

SmartSun™ glass

- high performance
- energy efficient
- most visible light
- best UV protection

Frame exterior

- protected by patented Fibrex® composite
- resists dents, wont flake, peel, or blister
- low maintenance
- provides long-lasting protection

Compression jamb liners

- ensure a constant seal year round and prevent air leakage



Tilt assists

- allow you to tilt the sash in and clean the windows from inside the home



Weather-resistant construction

- Solid wood core adds stability
- Flexacron® finish for maximum protection
- low-maintenance

Weatherstripping

- designed to seal out drafts, wind and water


400 Series Tiltwash Double Hung Insert

Common Features and Options Double Hung, Picture, Transom

Exterior Colors




Interior Options



Dark Bronze & Black are only available with the same exterior color

Hardware Options



Grille Options

Full Divided Light



Simulated Divided Light



Removable Interior



Finelight (GBG)



Screens Options

Aluminum screen standard



TruScene screen
-upgrade available
-50% more clarity
-stainless steel mesh

Standard



Standard: Stone | White
Optional: Black | Gold Dust

Estate™



Antique Brass | Bright Brass | Brushed Chrome
Distressed Bronze | Distressed Nickel
Oil Rubbed Bronze | Polished Chrome | Satin Nickel



Bar Lift



Finger Lift



Hand Lift

TRADITIONAL

Antique Brass | Black | Bright Brass | Brushed Chrome
Distressed Bronze | Distressed Nickel | Gold Dust | Oil Rubbed Bronze
Polished Chrome | Satin Nickel | Stone | White



Equal

Cottage

Equal

Cottage

Equal

Cottage