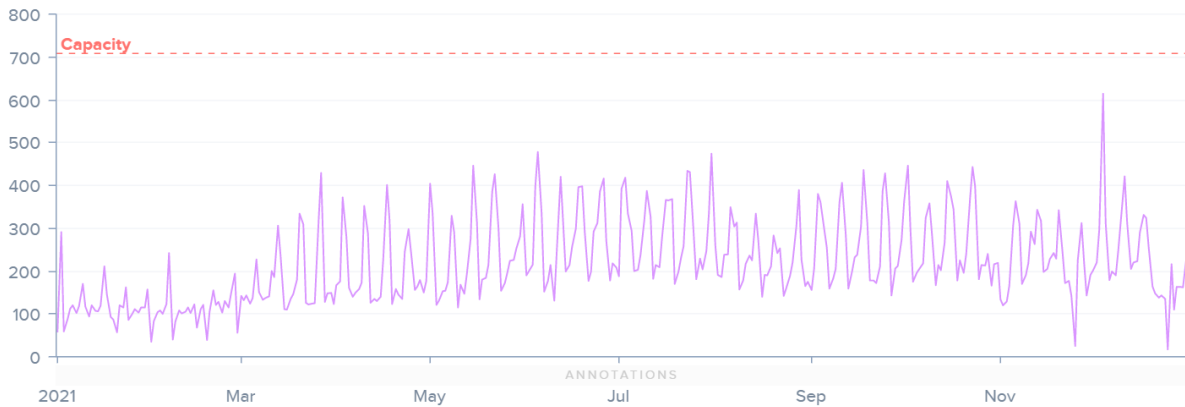


Attachment 5: Examples of Parking Occupancy and Revenue Data

Key Findings:

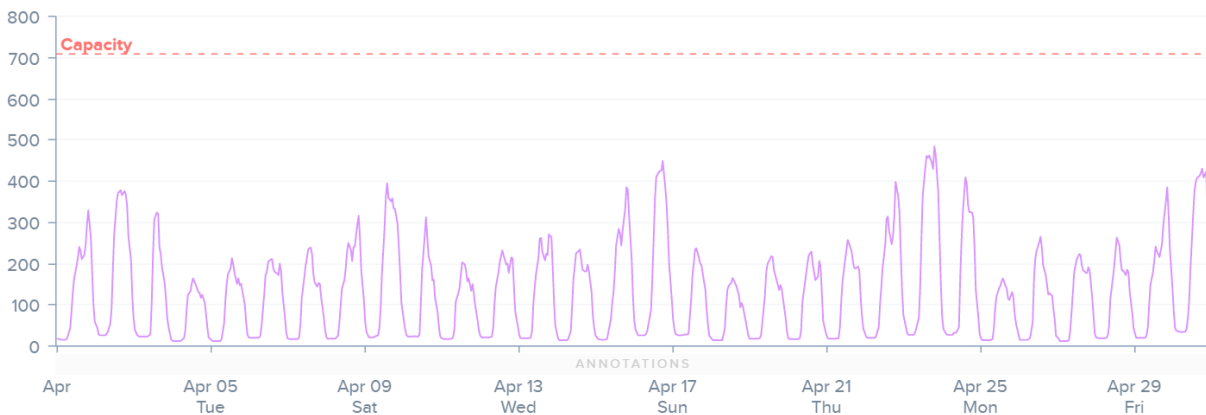
- Aside from very specific special events, there is capacity in our City garages.
 - N. Union Street and Market Square tend to get fuller in the afternoon and evening on Saturdays
 - There is a lot of capacity at the Courthouse Garages in the evening and on weekends
- Patrons tend to park between 2-4 hours in the garage
- Residential Pay by Phone blocks closest to the Waterfront have higher volumes

CY 2021 Garage Occupancy – All Garages



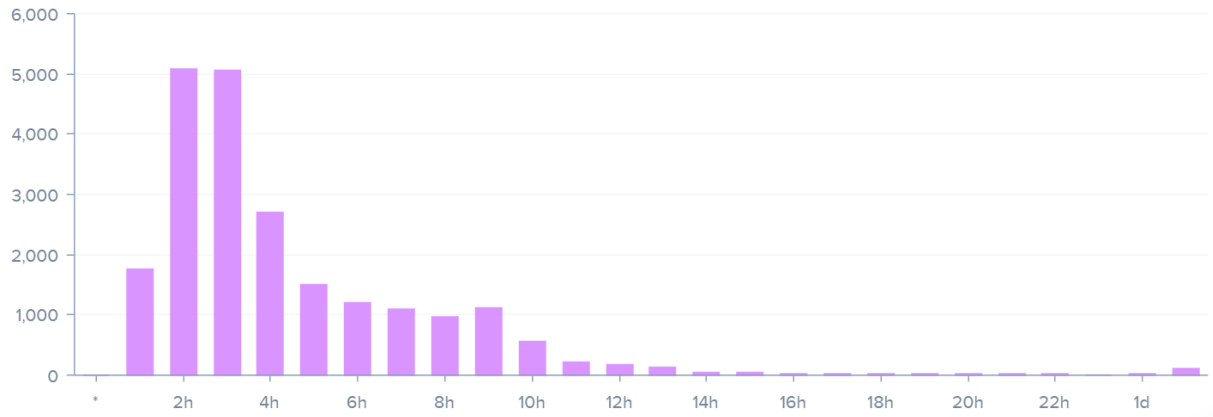
Note: Spike in December is Dec 4 – weekend of Scottish Walk and Boat Parade; Dips in November and December are Thanksgiving and Christmas

April 2022 Garage Occupancy – All Garages

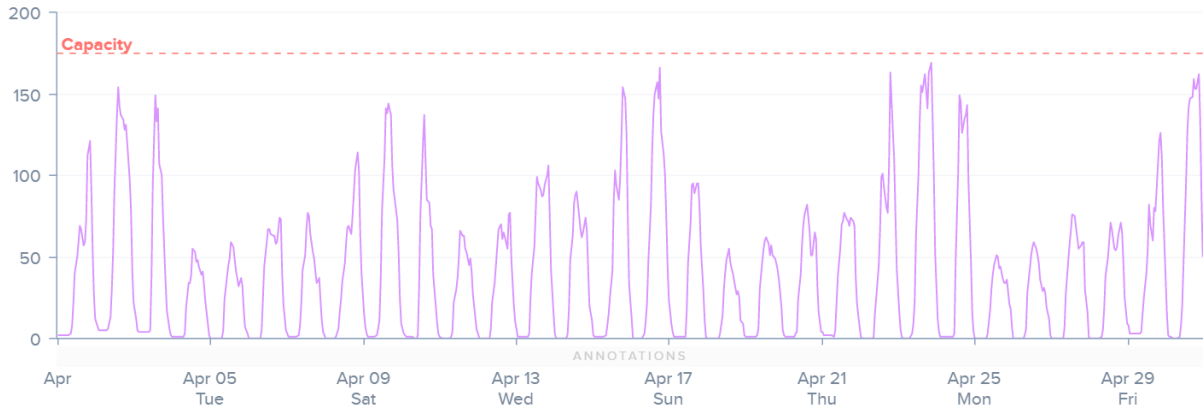


Note: typically, two peaks each date – first around 1-2 pm, second around 6 pm

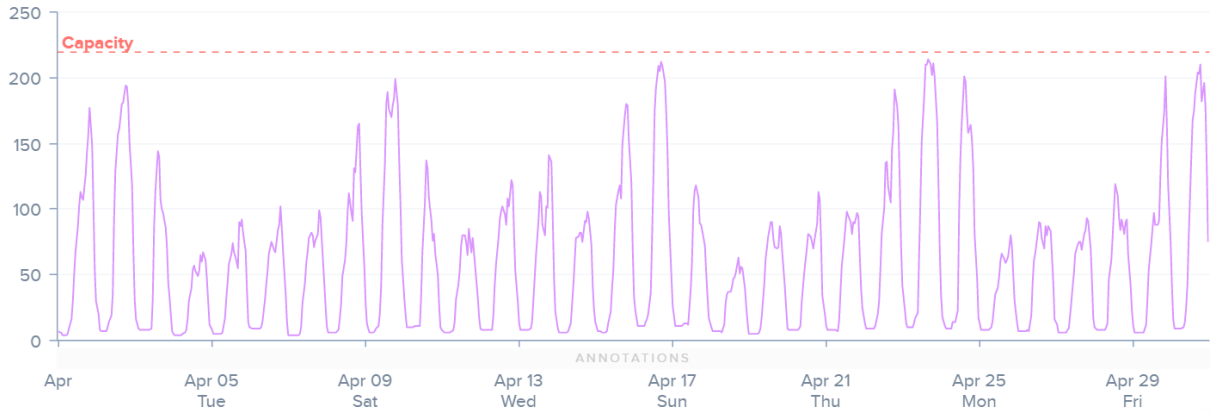
April 2022 Transient Parking Duration – All Garages



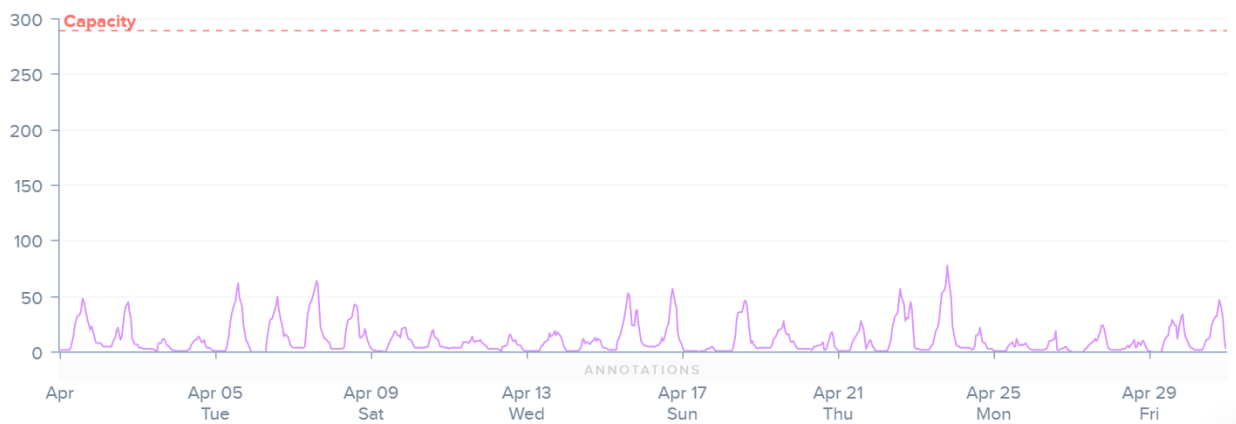
April 2022 Transient Garage Occupancy – Union Street Garage



April 2022 Transient Garage Occupancy – Market Square Garage



April 2022 Transient Garage Occupancy – Courthouse Garage



Residential Pay by Phone Blocks – Revenue and Transactions

| Residential Pay Phone Block | April Revenue | Number of April Transactions | Average Transactions per Day |
|--|----------------------|---|---|
| 100 Cameron | \$ 4,004.64 | 1494 | 50 |
| 100 Prince | \$ 2,707.04 | 955 | 32 |
| 100 Duke | \$ 2,199.12 | 764 | 25 |
| 100 Wolfe | \$ 1,731.44 | 600 | 20 |
| 200 S. Royal | \$ 1,727.49 | 701 | 23 |
| 200 Prince | \$ 1,587.01 | 581 | 19 |
| 200 Duke | \$ 1,469.37 | 508 | 17 |
| 200 Cameron | \$ 1,440.57 | 551 | 18 |
| 100 S. Lee | \$ 1,311.71 | 511 | 17 |
| 300 Prince | \$ 1,235.13 | 502 | 17 |
| 400 Prince | \$ 1,073.13 | 429 | 14 |
| 500 Cameron | \$ 1,014.15 | 430 | 14 |
| 300 S. Lee | \$ 868.22 | 316 | 11 |
| 200 Wolfe | \$ 803.52 | 285 | 10 |
| 200 S. Lee | \$ 772.01 | 275 | 9 |
| 200 S. Pitt | \$ 762.32 | 307 | 10 |
| 500 Prince | \$ 723.52 | 307 | 10 |
| 400 Wolfe | \$ 637.14 | 226 | 8 |
| 300 S. Pitt (effective 3/31/22) | \$ 568.84 | 221 | 7 |
| 300 Wolfe | \$ 461.11 | 159 | 5 |
| 600 Wolfe | \$ 347.00 | 144 | 5 |
| TOTAL | \$ 27,444.48 | 10,266 | 318 |