


***THE ALEXANDRIA POLICE
DEPARTMENT
2022 REVIEW***





OVERVIEW

Mission

Year in Review

Looking Forward

STATS Part 1

STATS Part 2

Gun Violence

Our Response

MISSION AND VALUES



The mission of the Alexandria Police Department (APD) is to provide competent, courteous, professional, and community-oriented police services.

The Alexandria Police Department top priorities are:

- 1. Protect the life and property of those who live, visit, and work in and around the City.**
- 2. Enhance public trust through community partnerships and increased transparency.**
- 3. Identify, develop, and enhance our internal resources, facilities, and personnel.**
- 4. Increase transportation management through traffic safety, education, control, and enforcement.**



YEAR IN REVIEW


- **Alexandria Co-Response Program (ACORP) Highlights**

- 2,387 total behavioral health calls (Oct. 2021 –Sep. 2022)
- 47% were for unusual behavior or threats/harm to self.
- 62% were referred to a community service.
- Only 2% of 911 calls that ACORP responded to resulted in arrest.
- Only 17% of 911 calls that ACORP responded to resulted in nonvoluntary transport to the hospital.
- Of the 20 calls ACORP responded to that met criteria for arrest, 70% were diverted away from arrest. 354 were responded to by the ACORP team.

- **Community Cookouts**

- 8 Locations, 535 Service Providers
- 1,592 Attendees

- **Telephone Reporting Unit (TRU) Expansion (Calls For Service Modification)**





LOOKING FORWARD

- Communications Manager Position
 - Police Department and Office of Communications and Public Information Shared Position
- Body Worn Cameras
 - Scheduled for Deployment beginning April 2023.
- School Crossing Guard and Parking Enforcement Unit Hiring



CRIME REPORTING CLASSIFICATIONS









Part I Crimes are comprised of Violent Crimes (Homicide, Rape, Robbery, and Aggravated Assault) and Property Crimes (Burglary, Larceny, and Auto Theft) and are serious crimes that occur with regularity nationwide and are likely to be reported to the police.

Nuisance (Part II) Crimes are crimes against society and that disturb the peace.

KEY TAKEAWAYS FROM 2022 DATA










- Mental Health needs and police response has increased over the COVID-19 pandemic. Each Mental Health call takes 35 hours of response on average and there are several calls/shift. ACORP improves response and reduces hospitalizations with direct outreach.
- Violent Crimes have decreased 12.2% in 2022 compared to 2021 and has been on a downward trend from pre-pandemic times. Despite this, gun crimes (all incident types) have increased 100% compared to 2021 (to 152 from 76 incidents).
- APD is proactively working to address gun violence with direct personnel response and technology developments.
- APD is operating at minimal sworn staffing levels but is recruiting widely.
- Unofficial reports show similar trends regionally and nationally.

PART I CRIME STATISTICS

Crime Type	2019	2020	2021	2022	Trendline
Homicide	2	3	2	6	
Rape	20	12	9	8	
Robbery	82	87	83	108	
Aggravated Assault	196	208	241	172	
Burglary	117	126	186	159	
Larceny	2,093	2,473	2,421	2,593	
Auto Theft	233	359	268	315	
Total	2,743	3,268	3,210	3,361	

- Annual Report data based on report date, not occurred date, in line with NIBRS reporting requirements.

PART II CRIME STATISTICS

Crime Type	2019	2020	2021	2022	Trendline
Destruction/Vandalism	790	1,015	1,168	1,320	
Prostitution	3	3	0	0	
Drug/Narcotic Offenses*	563	351	193	295	
Gambling	1	0	0	0	
Disorderly Conduct	78	41	48	52	
Driving Under the Influence	242	146	219	241	
Drunkenness	371	269	293	344	
Liquor Law Violations	196	90	79	78	
Total	2,244	1,915	2,000	2,330	

- *Possession of small amounts of marijuana (up to one ounce) was decriminalized on July 1, 2020, and now carries a civil fine of up to \$25.

GUN VIOLENCE




- FY 2023 budget: Creation of a Weapons Task Force
- July 1, 2022: Renamed Special Investigations Unit (SIU)
- Focus on locating and apprehending the most violent criminals(i.e. homicides, felony sex offenses and other assaults involving weapons)
- Collects intelligence with a focus on violent and/or repeat offenders
- Over the past 18 months:
 - SIU has arrested approximately **76 violent felons**.
 - Approximately 25 of those arrests involved an individual possessing a firearm or resulted from intelligence indicating possession of a firearm.



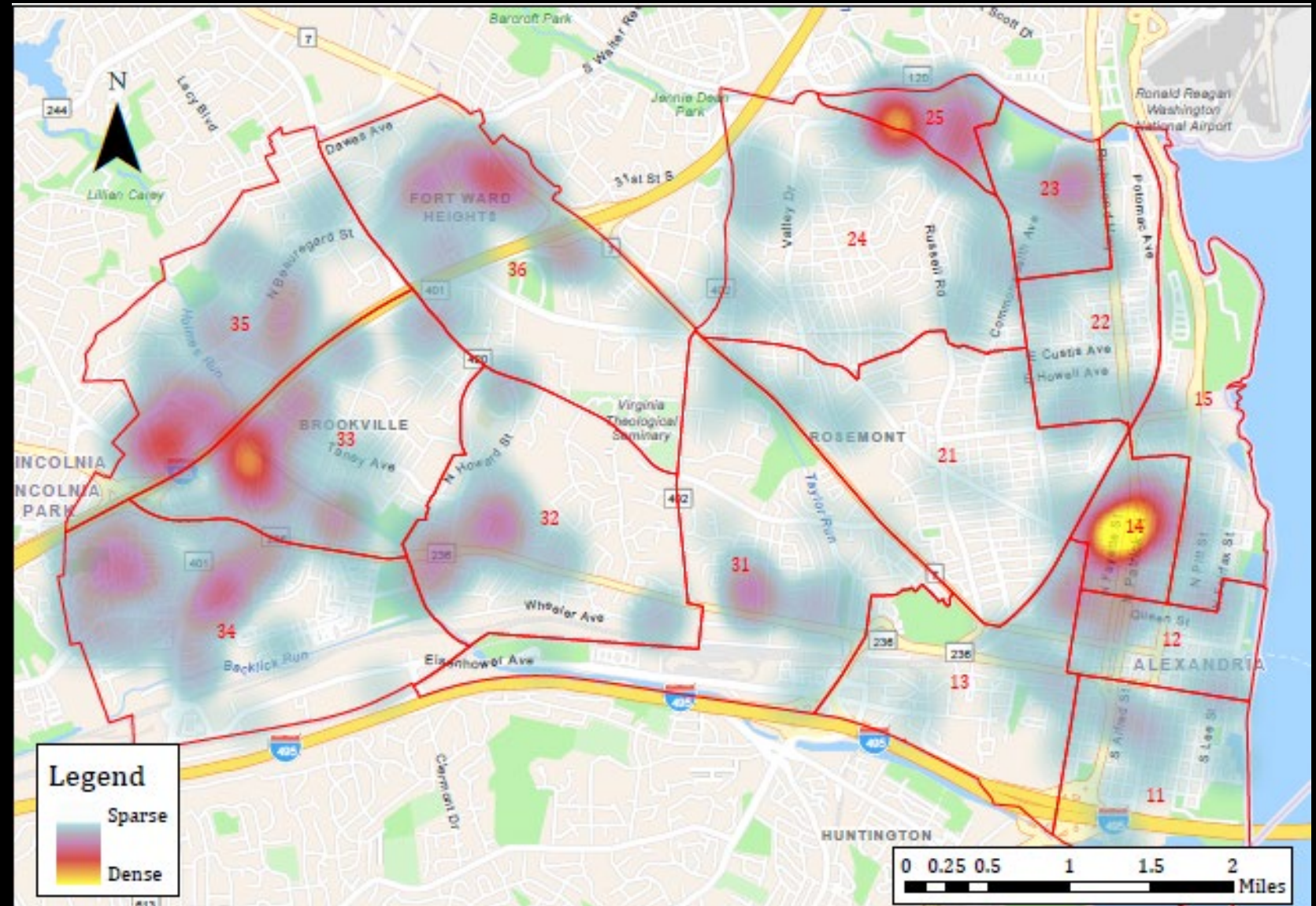
OUR RESPONSE TO GUN VIOLENCE

- Operation Cease Fire
 - Direct Patrol Response
 - Gunshot detection system pilot



CALLS FOR SHOTS FIRED HEAT MAP

- Example map shows all shots fired calls for service in the City of Alexandria Jan. 1, 2018 – Feb. 27, 2023.
- Note: For some calls, no evidence of shots being fired could be found upon officers' arrival on scene.



For emergencies Dial 9-1-1

For non-emergencies 703.746.4444

[Alexandriava.gov/Police](https://alexandriava.gov/Police)

@AlexandriaVAPD

