

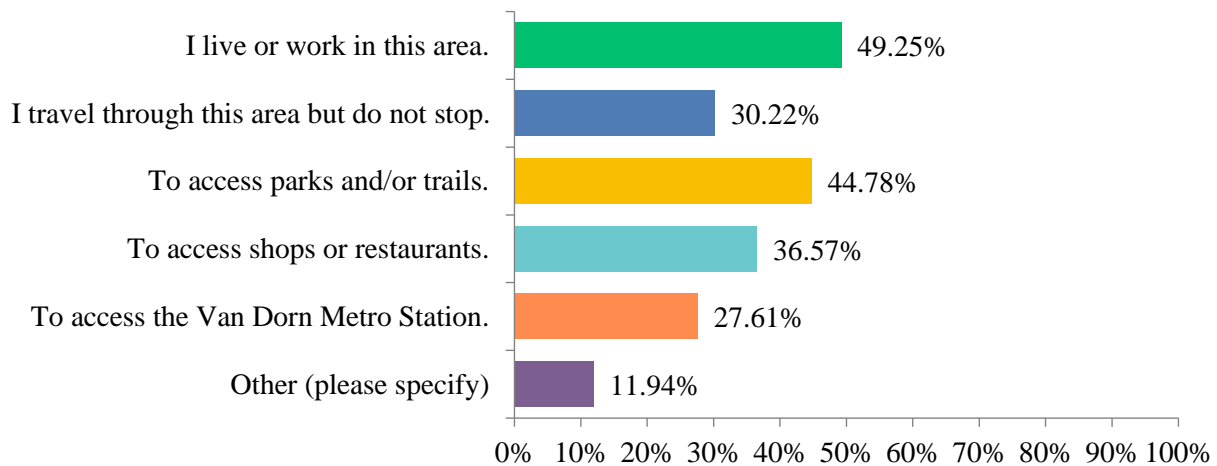
*Community Engagement Summary*

<b>Date</b>	<b>Outreach To</b>	<b>Type of Group</b>	<b>Format</b>
<b>8/28/2023</b>	General Public	Residents	Online Feedback Form
<b>8/30/2024</b>	General Public	Residents	Project Signs on Corridor
<b>9/29/2023</b>	Eisenhower Partnership	Business Association	Virtual Meeting
<b>11/13/2023</b>	Bicycle & Pedestrian Advisory Committee	Advocacy Committee	In-Person Meeting
<b>11/15/2023</b>	Transportation Commission	Board/Commission	Written Update
<b>11/17/2023</b>	Eisenhower Partnership	Board/Commission	Virtual Meeting
<b>12/5/2023</b>	Eisenhower West-Landmark Van Dorn Advisory Group	Board/Commission	In-Person Meeting
<b>2/1/2024</b>	Cameron Station Civic Association	Neighborhood Association	Virtual Meeting
<b>2/8/2024</b>	Eisenhower Partnership	Business Association	Virtual Meeting
<b>2/22/2024</b>	Eisenhower West-Landmark Van Dorn Advisory Group	Board/Commission	In-Person Meeting
<b>4/17/2024</b>	Transportation Commission	Board/Commission	In-Person Meeting
<b>4/22/2024</b>	General Public	Residents	Online Feedback Form
<b>4/22/2024</b>	Summers Grove HOA	Neighborhood Association	Email
<b>4/23/2024</b>	West End Business Association	Business Association	Email
<b>4/24/2024</b>	General Public	Residents	Alexandria eNews
<b>4/24/2024</b>	General Public	Residents	Project Signs on Corridor
<b>4/25/2024</b>	Towns at Cameron Parke HOA	Neighborhood Association	Email
<b>5/9/2024</b>	Towns at Cameron Parke HOA	Neighborhood Association	Virtual Meeting
<b>5/9/2024</b>	Eisenhower West-Landmark Van Dorn Advisory Group	Board/Commission	In-Person Meeting
<b>5/20/2024</b>	Traffic & Parking Board	Board/Commission	In-Person Meeting (Verbal Update)
<b>5/29/2024</b>	Floor & Décor	Business	Email
<b>5/29/2024</b>	Restaurant Depot	Business	Email

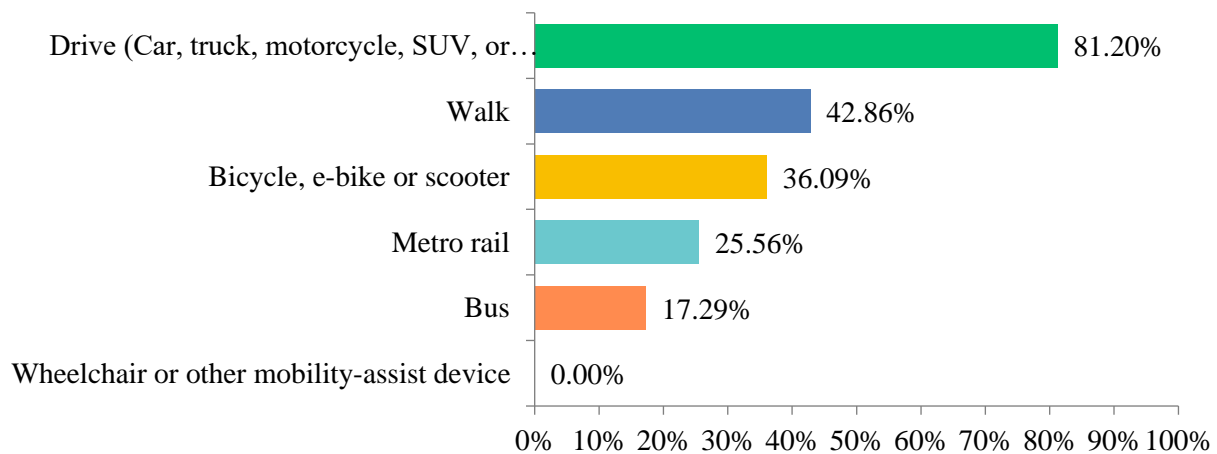
<b>5/29/2024</b>	Covanta	Business	Email
<b>6/11/2024</b>	Summers Grove HOA	Neighborhood Association	Virtual Meeting
<b>6/14/2024</b>	Eisenhower Partnership	Business Association	Virtual Meeting
<b>6/20/2024</b>	Eisenhower Partnership & Bicycle Pedestrian Advisory Committee	Advocacy Committee	Virtual Meeting
<b>7/12/2024</b>	General Public	Residents	Alexandria eNews

*Community Feedback Summary – Summer 2023 (340 Feedback Form Respondents)*

**Why do you typically travel within this segment? Select all that apply.**



**How do you normally travel along this segment? Select all that apply.**



Below are some examples of issues or challenges we have heard previously from the community. Please indicate which of the following you have personally experienced by selecting all that apply.





Answer Choices	Number of Responses	Percent of Responses
People drive too fast.	166	63%
There are no dedicated bicycle facilities.	122	46%
It is difficult to cross the street at unsignalized intersections.	120	45%
It is difficult to cross the street at signalized intersections (for example, South Van Dorn Street).	113	43%
It is too dark at night for people walking or biking.	113	43%
The sidewalks are too narrow or not buffered from traffic.	111	42%
Other	83	31%
The Van Dorn Metro station is hard to access.	73	28%
The traffic signals are not timed well for people walking or biking.	55	21%
The traffic signals are not timed well for people driving.	54	20%
The area is not easy to navigate for people with disabilities or using a stroller.	43	16%
There are too many traffic delays.	35	13%
None of the above	8	3%

*Community Feedback Summary – Spring 2024 (436 Feedback Form Respondents)*

**Community Feedback on Concept Design Treatments (1-5 Scale)**

	<b>1 Strongly Oppose</b>	<b>2 Somewhat Oppose</b>	<b>3 Neutral</b>	<b>4 Somewhat Support</b>	<b>5 Strongly Support</b>
Relocation of Left Turns from the Eisenhower Avenue/Van Dorn Street Intersection to Metro Road	14%	7%	13%	25%	41%
Sidewalk on South Side of Eisenhower Avenue (Assumes Reduction in Vehicle Capacity)	14%	6%	7%	17%	55%
Bus Stop Improvements on Eisenhower Avenue between Van Dorn Street and Metro Road	9%	3%	24%	19%	45%
Two-Way Cycle Track on the North Side of Eisenhower Avenue	18%	7%	12%	16%	46%

**Resident Scores of Cross-Section Options for Eisenhower Avenue  
between Van Dorn Metro and Holmes Run Trail**

Concept Options	Average Score Based on Ranking (1=Most Preferred; 4=Least Preferred)
<p>Option 1 (Recommended)</p> 	1.8
<p>Option 2</p> 	2.7
<p>Option 3</p> 	1.8
<p>No Build</p> 	2.5

**Do you think the City should consider continuing the north-side bicycle facility on Eisenhower Avenue from Holmes Run Trail to Mill Road (West)?**

