

Citywide Crime Reduction Strategy



City Council
September 26, 2023



Tonight's Agenda



WHERE ARE WE NOW:
Crime Statistics



WHERE DO WE WANT TO BE:
Our Vision

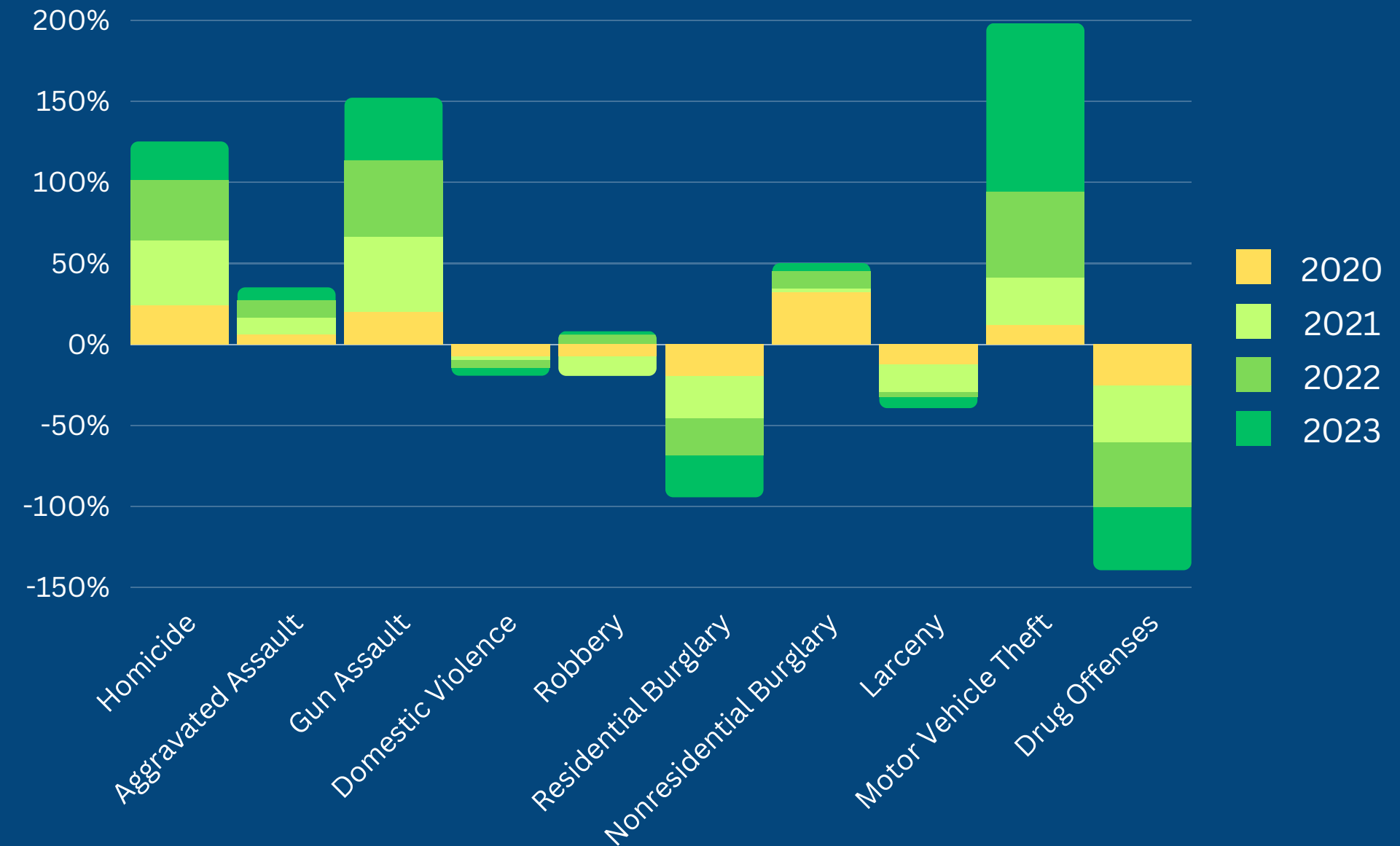


HOW DO WE GET THERE:
Actions by agencies and partners

**What are the
facts?**

National

- Council on Criminal Justice (CCJ) mid-year study shows nearly all offenses are lower, or have changed little, in the first six months of 2023 compared with the same period in 2022.
- Violent crimes remain elevated compared to 2019, the year prior to the COVID pandemic though crime patterns continue to shift.
- Though the level of serious violent crime is far below historical peaks, it remains high, especially in poorer communities of color.

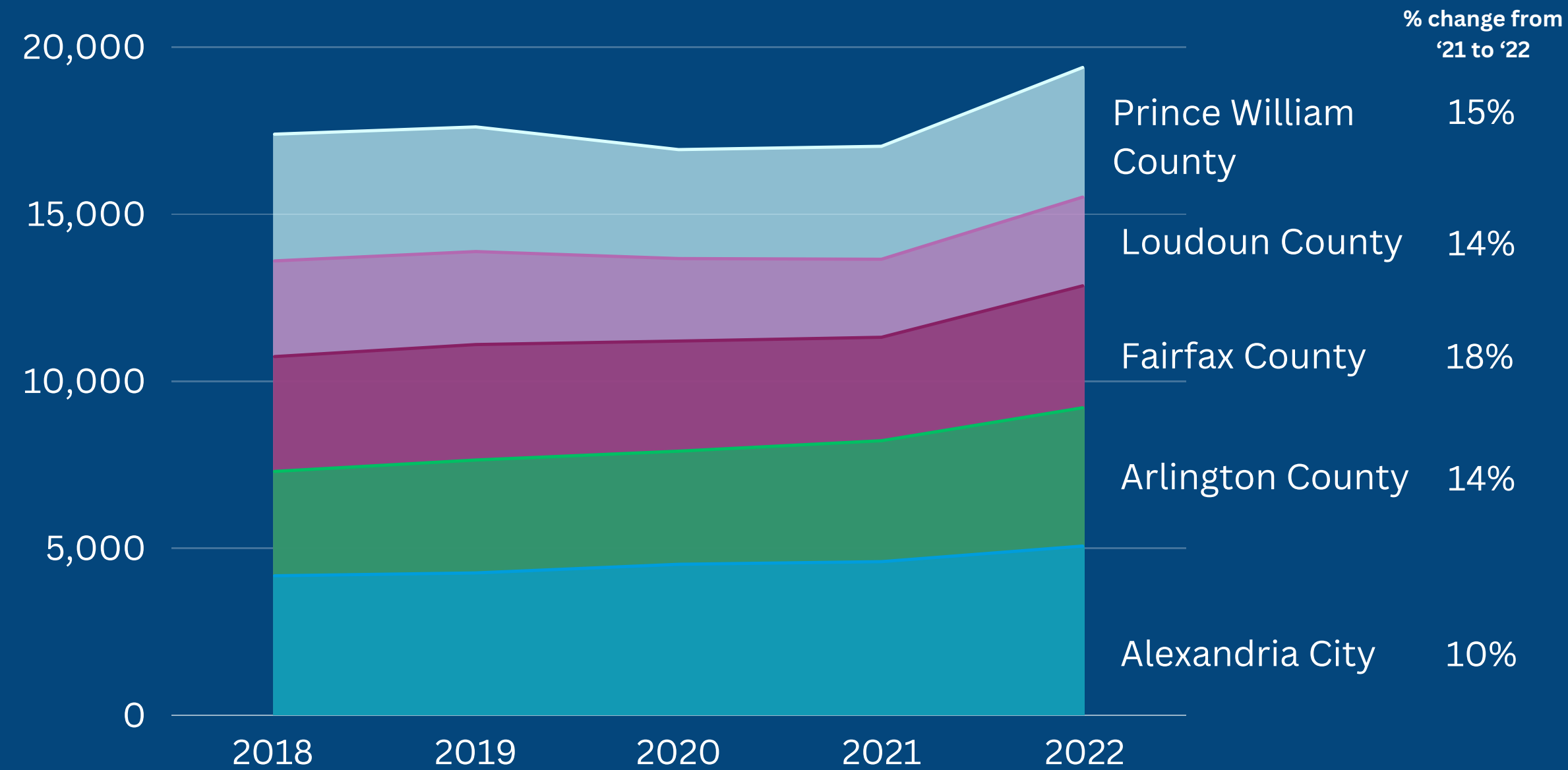


% change in offense
 January-June 2019 to January-June 2023, by year
 Source: <https://counciloncj.org/mid-year-2023-crime-trends/>

Regional

Northern Virginia Crime Rate per 100,000

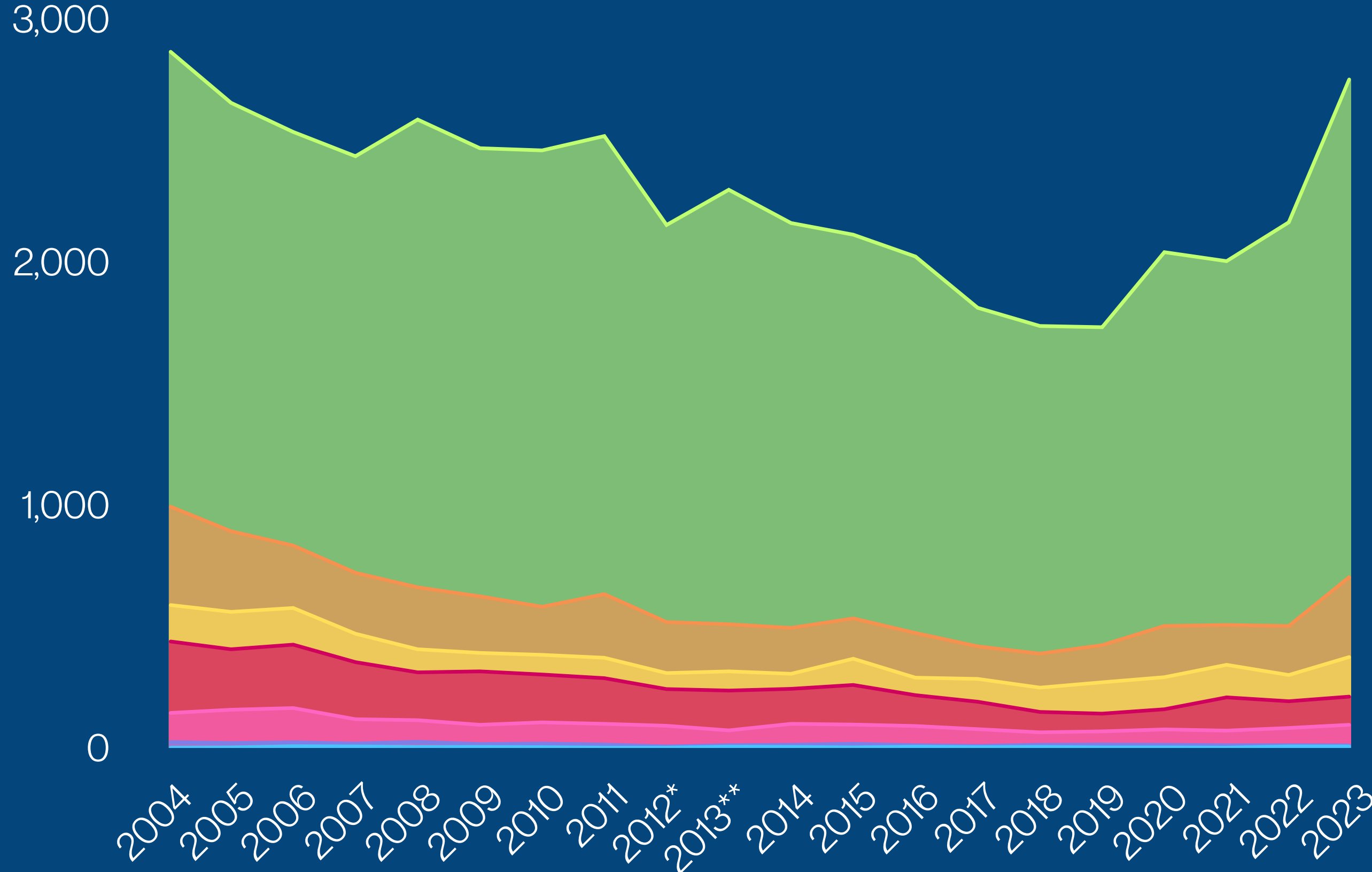
Data Source: Commonwealth of Virginia Department of State Police



Washington, DC

- The District's 193 homicides to date is a 30% increase over the same period last year. That eclipses the number killed in all of 2018 and follows back-to-back years of more than 200 homicides. (MPD)
- 107% increase change in Motor Vehicle theft in DC since last year

Alexandria Part I Crime, YTD Report through August 31



	20 year average	2023 YTD totals	% Change between '04 & '23
Larceny	1681	2049	9.4%
Stolen Auto	223	329	-19%
Agg Assault*	108	163	8.6%
Burglary	165	116	-60%
Robbery	84	85	-29%
Rape**	11	4	-83%
Homicide***	2	5	Not calculable ***

*Strangulation/suffocation was made a felony in 2012. Prior to mid-2012, it would not be captured in this dataset.

**Rape's definition was expanded federally starting January 1, 2013 to allow for more comprehensive reporting.

***This number is not calculable as there were 0 homicides between January 1 to August 31 in 2004.

**What is our
approach?**

VISION

PUBLIC SAFETY

Protect the lives and property of our residents, businesses, and visitors



**ALL
ALEXANDRIANS
ARE AND FEEL
SAFE**

ACCOUNTABILITY

Investigate, prosecute and try offenders



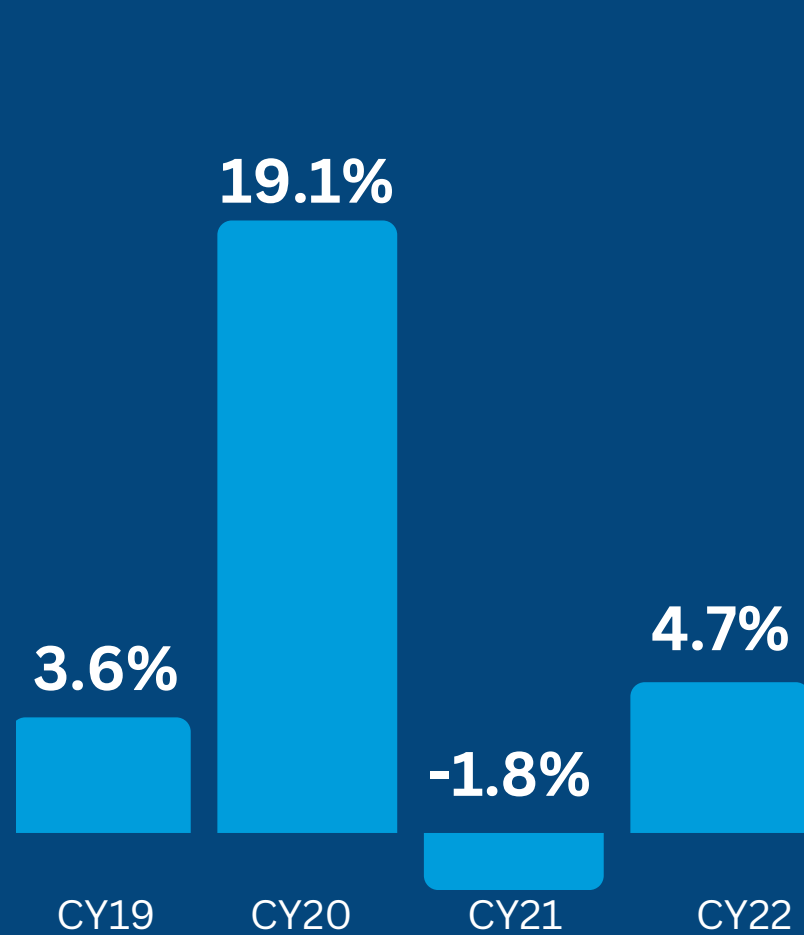
RECIDIVISM

Reduce recidivism by providing treatment and programs to offending citizens.

YOUTH WELLNESS

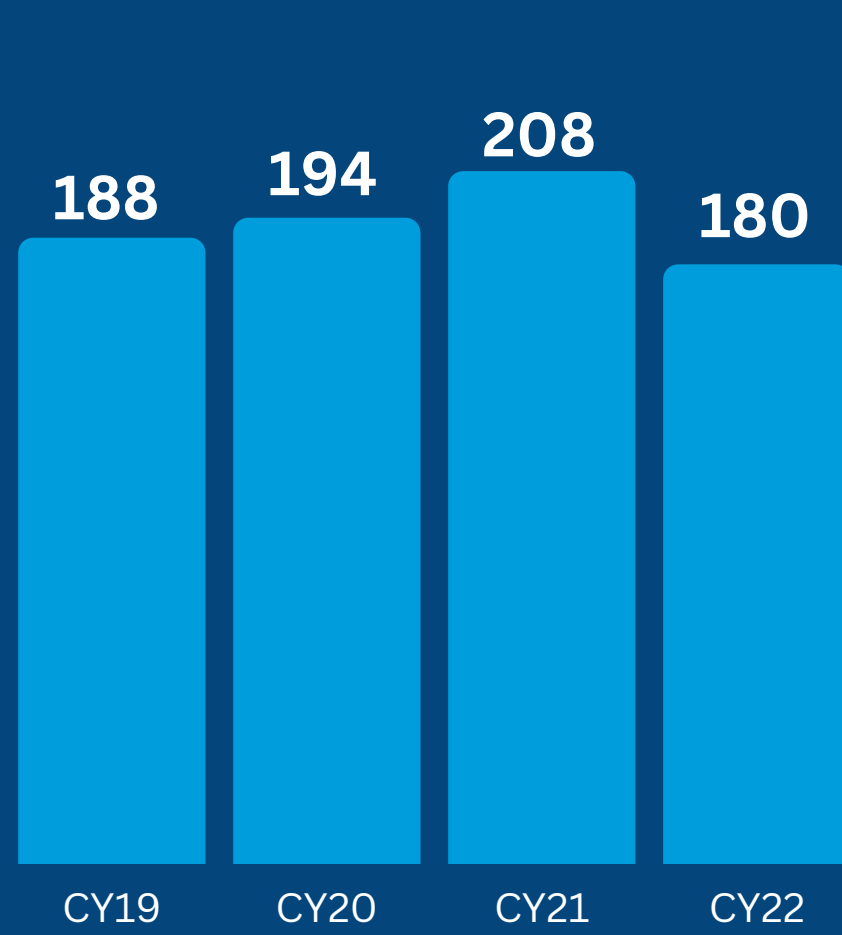
Build safe, stable, and nurturing environments and relationships for youth.

Performance Indicators

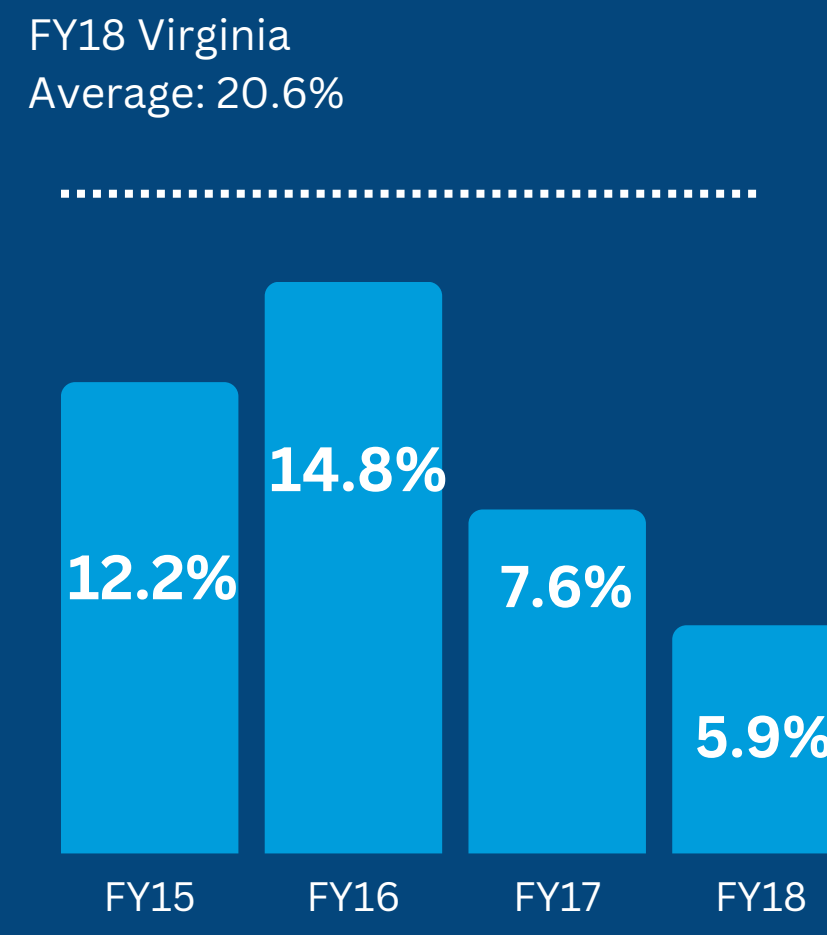


% CHANGE IN YEAR TO YEAR PART 1 CRIME

Data Source: Alexandria Police Department

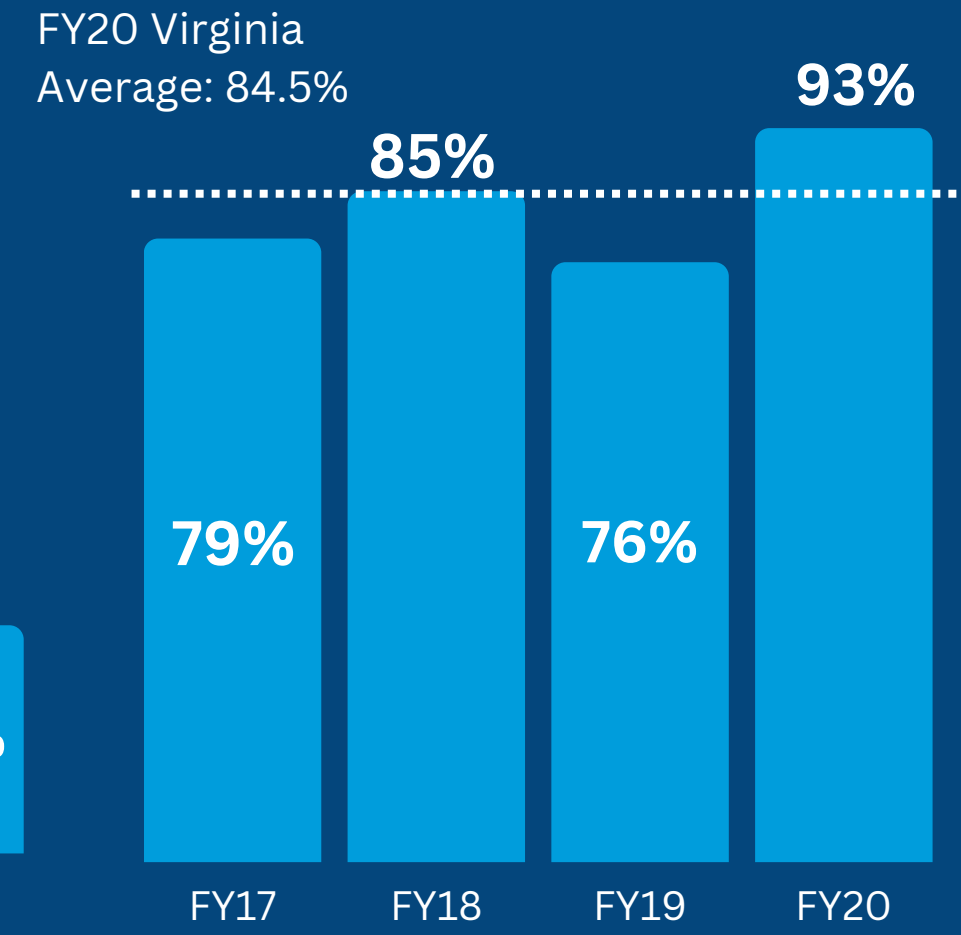


VIOLENT CRIMES PER 100,00 RESIDENTS



% OF STATE RESPONSIBLE INMATES RE-INCARCERATED 3-YEARS AFTER RELEASE

Data Source: Virginia Department of Corrections



% OF YOUTH RELEASED FROM PROBATION THAT ARE NOT RE-CONVICTED

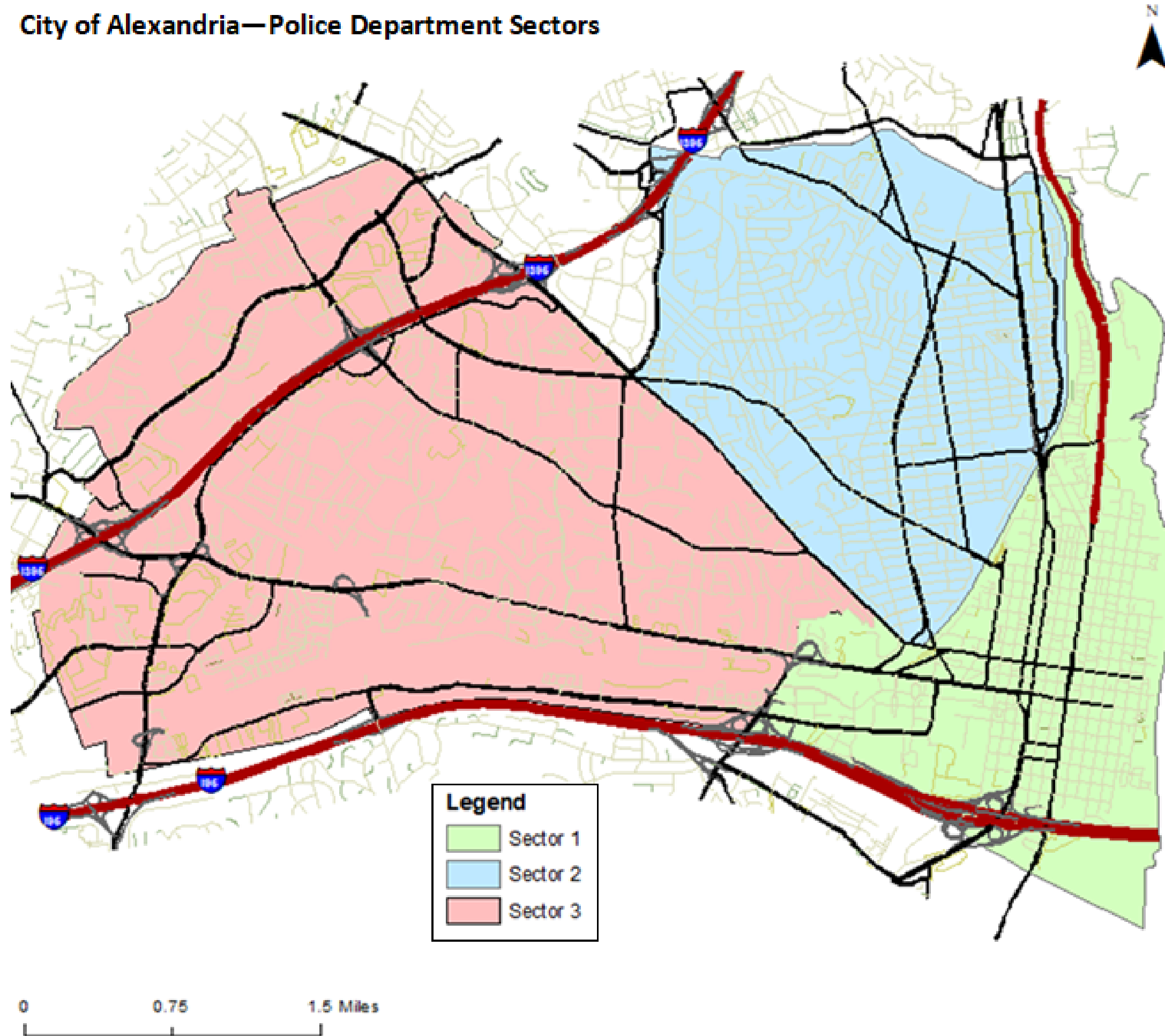
Data Source: Department of Juvenile Justice

**What are the specific
actions we are taking?**

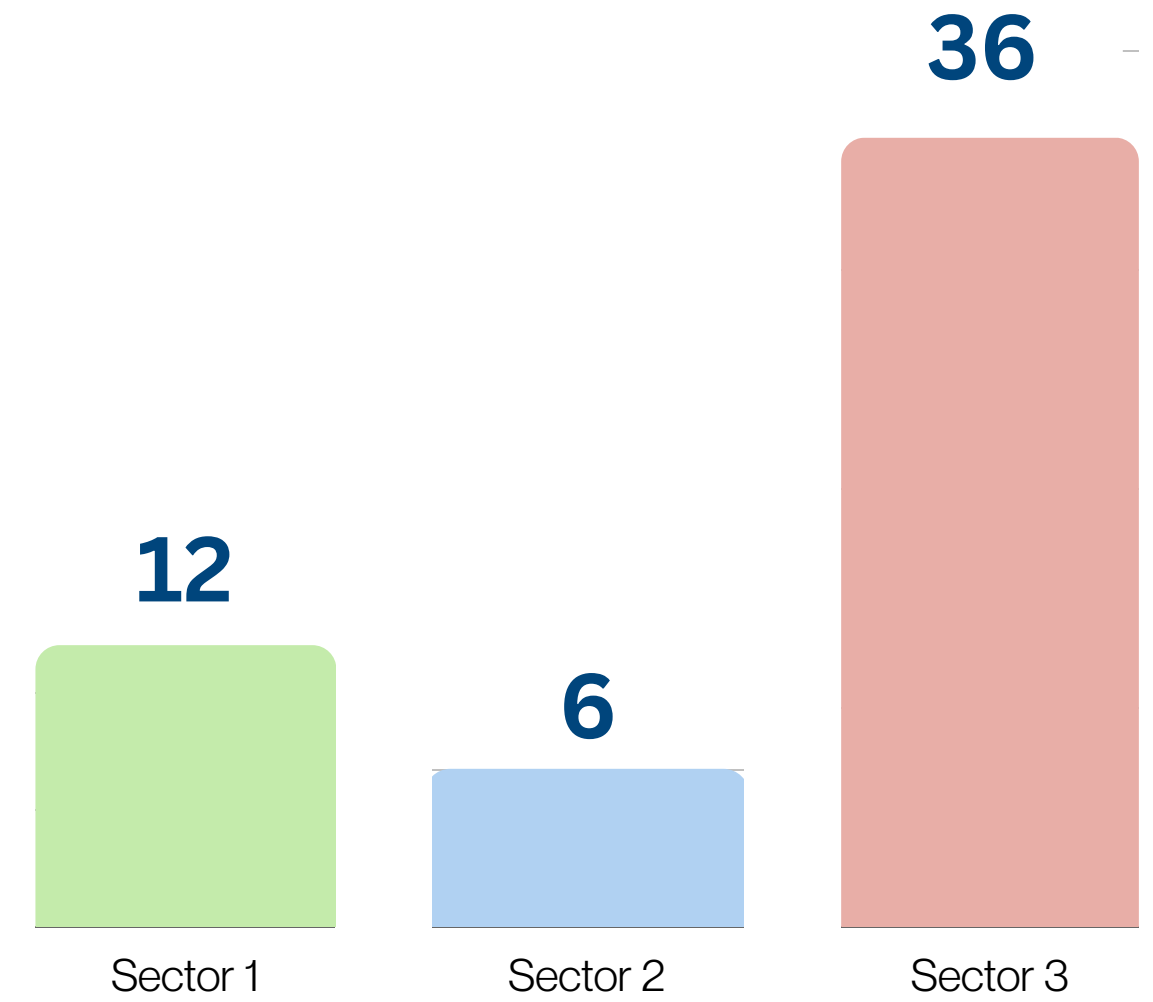


Public Safety

City of Alexandria—Police Department Sectors



Shots Fired January to August 2023





Note: Does not include self-inflicted or accidental discharges

Focused Deterrence:

Reducing crime in places of elevated risk

- Preventative Patrols & Community Assistance Safety Team (CAST)
- Police Saturation and Residential Police Officers
- Recruitment & Retention: 6 FTEs short of authorized strength with 22 in field training and 20 in academy



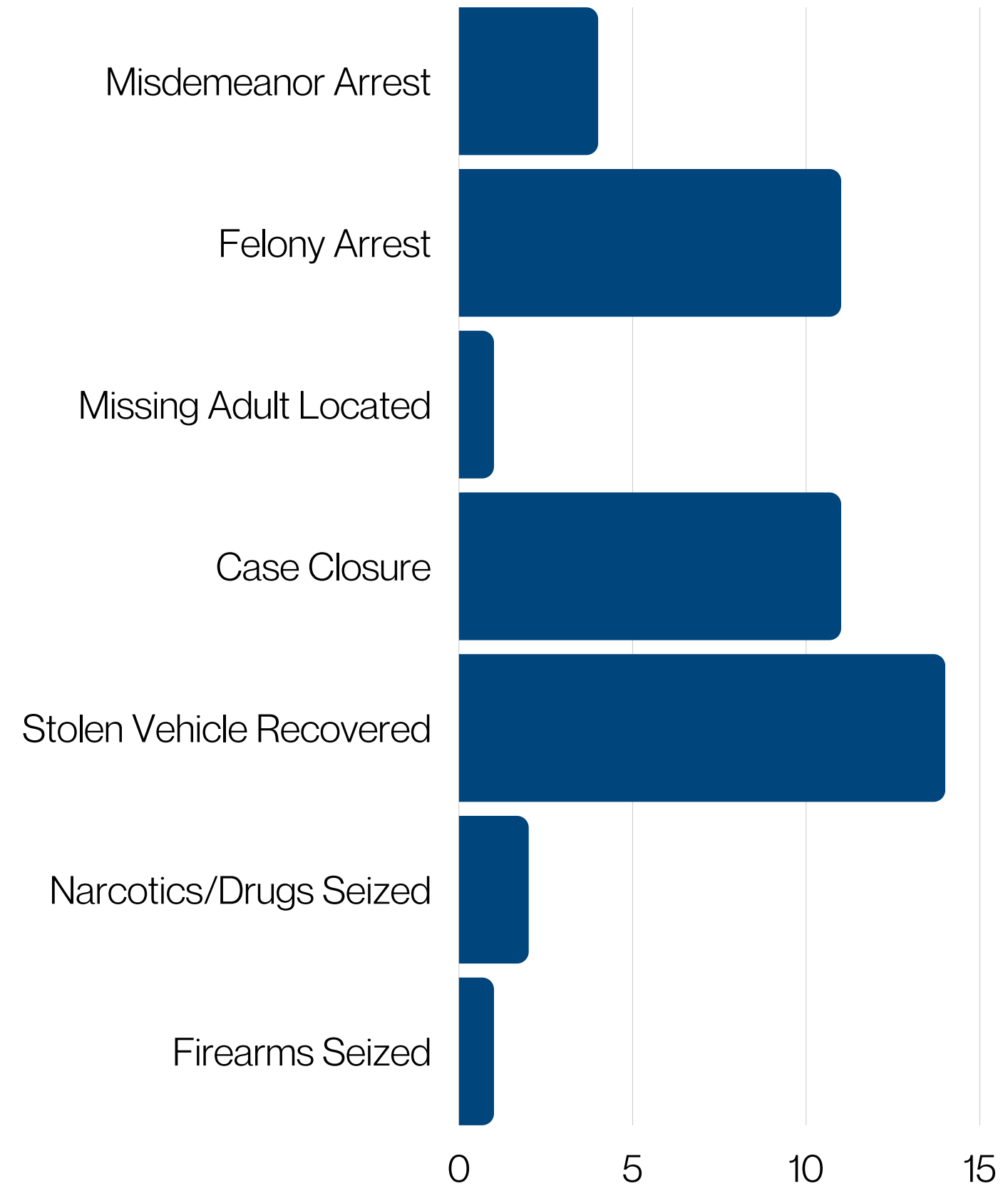


Technology and Innovation Initiatives



License Plate Reader Camera Pilot

- 6 operational devices in past six months, 12 more to be deployed
- Average ~2.6m plate reads, per month
- Average ~220 plate “hits” per month
- Value of Property Recovered: \$243,744





Partnerships

Regional Jurisdictions

Bi-Weekly City Department
and City Leadership Meetings

Interagency Teams

Bureau of Alcohol, Tobacco,
Firearms and Explosives (ATF)

National Integrated Ballistic
Information Network (NIBIN)

Community Engagement





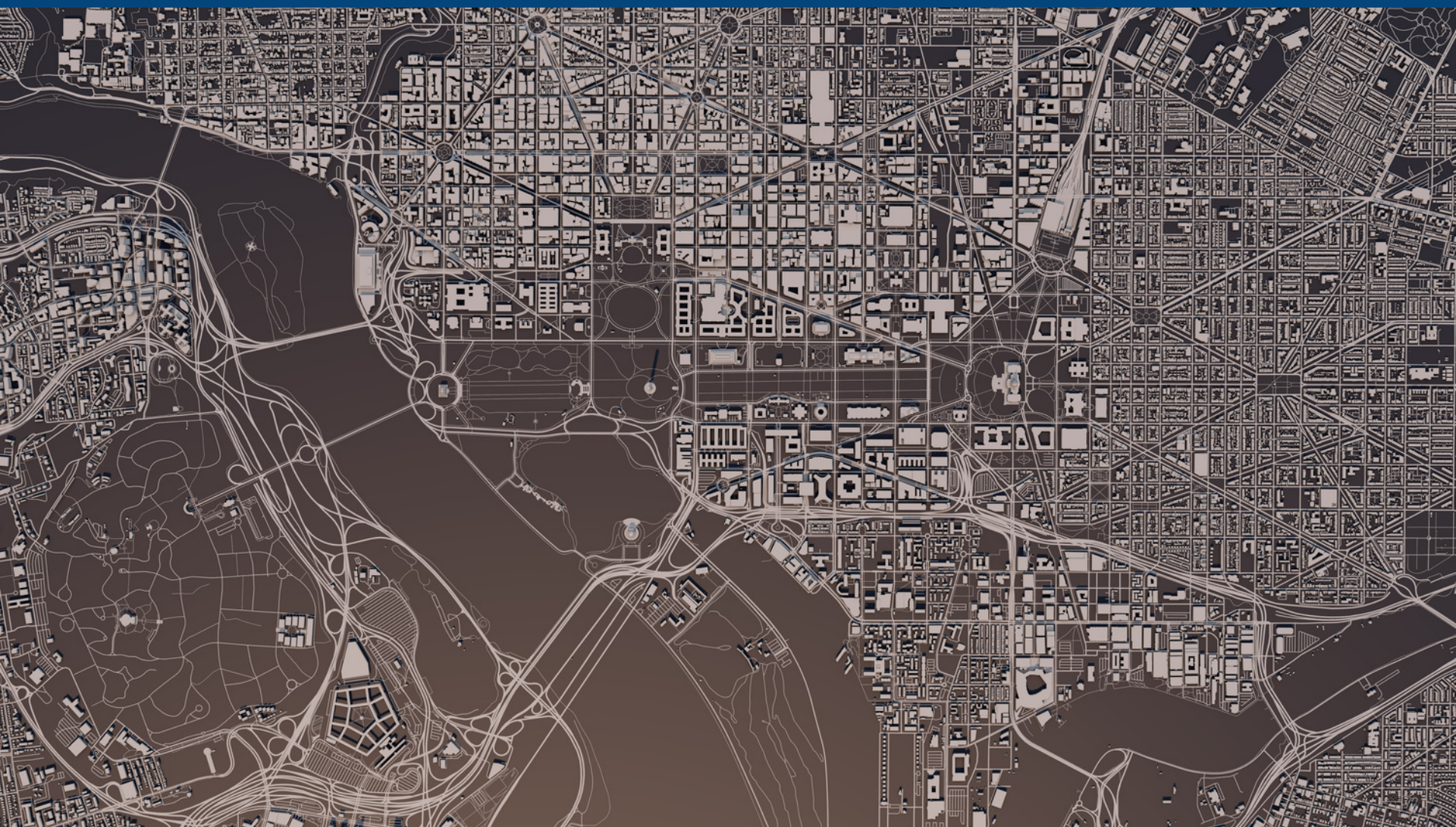
Accountability

Quarterly meetings to discuss gun offenses, trends, and prosecutorial collaboration include:

State and federal colleagues, in collaboration with the U.S. Attorney's Office

APD, Fairfax, and Arlington police

Fairfax and Arlington CAs, FBI, ATF, and the US Attorney




**Four Priority Areas when
Commonwealth Attorney is
Assigning Resources**



Gun Offense



Fentanyl



Sex Offense



On School Property/Event




Multi-Jurisdictional Grand Jury

Currently, Arlington is part of the Grand Jury. We have plans to add other Northern Virginia CA's offices in the future.

A Grand Jury is the only legal process by which a witness can be forced to tell authorities what they observed.

In a Grand Jury, a witness is under oath, may therefore be prosecuted for perjury, and their testimony is reduced to a written transcript.



Recidivism

Alexandria Sheriff's Office Mission: “Our Purpose is to help and protect people”

Inside the Detention Center our services and programs aim to reduce recidivism, enhance public safety, and offer our inmates every opportunity to successfully ‘reenter’ society as positive contributors by:

- Addressing physical and mental health
- Helping achieve sobriety
- Increasing education
- Transitional preparation



228 GED Graduated since 2004

711 ESL Students since 2008

63 Certified Flaggers in FY23

83 OSHA Graduates in FY23

5.9% of the FY18 community starters recidivated within three years, the lowest rate in the state.



**Outside of the Detention Center,
we provide direct support to APD to
enhance community safety while
accomplishing our state mandated
responsibilities.**

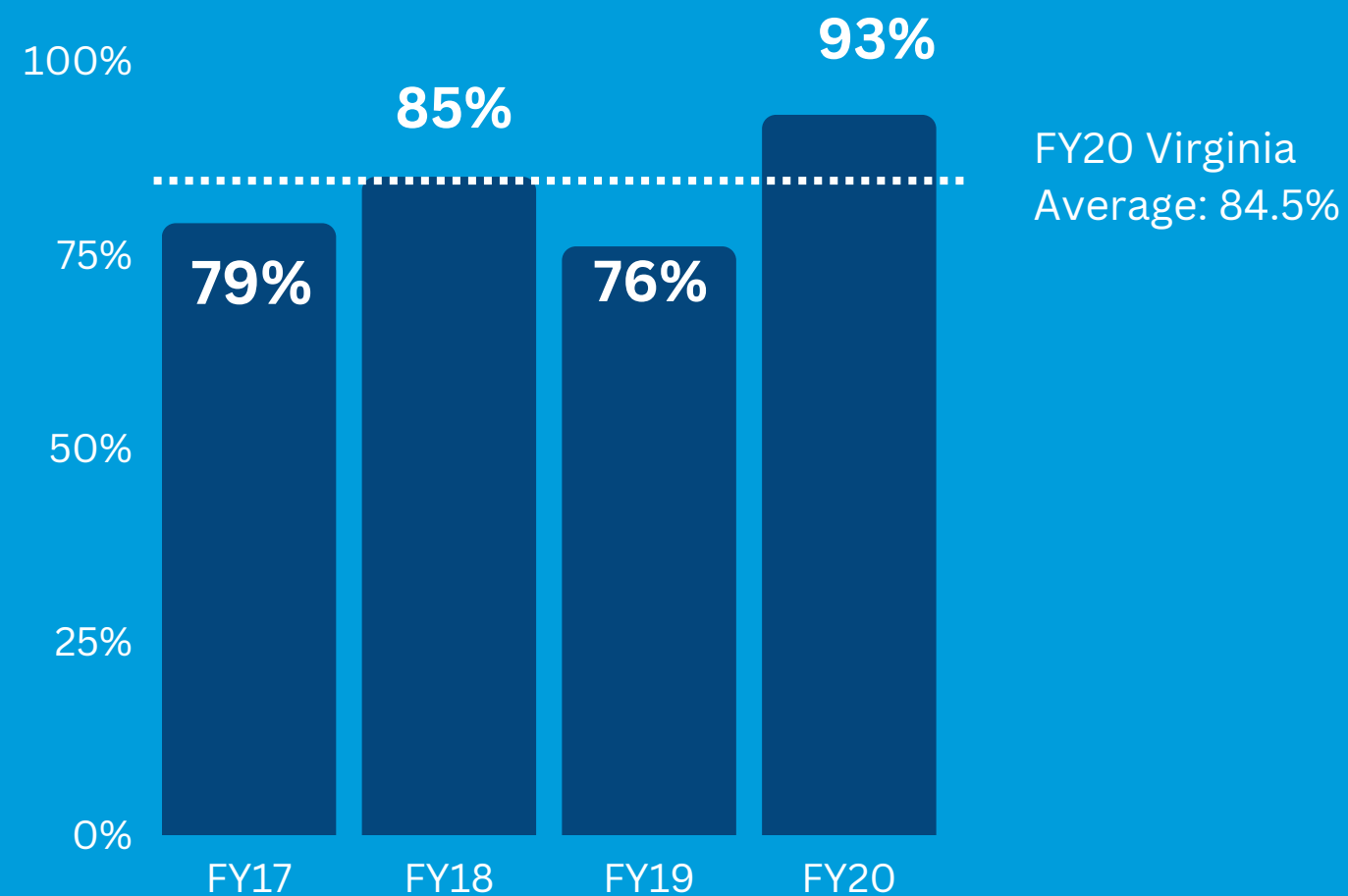
- Sworn sheriffs are all fully certified law enforcement officers.
- Aid in ongoing investigations through intelligence gathering and suspect identification.
- Assist with routine and large-scale calls for service throughout the city.
- Collaborate and participate in community and youth engagement opportunities.



Youth Wellness




Court Services Unit



**% OF YOUTH RELEASED
FROM PROBATION THAT ARE
NOT RE-CONVICTED**

Data Source: Department of Juvenile Justice

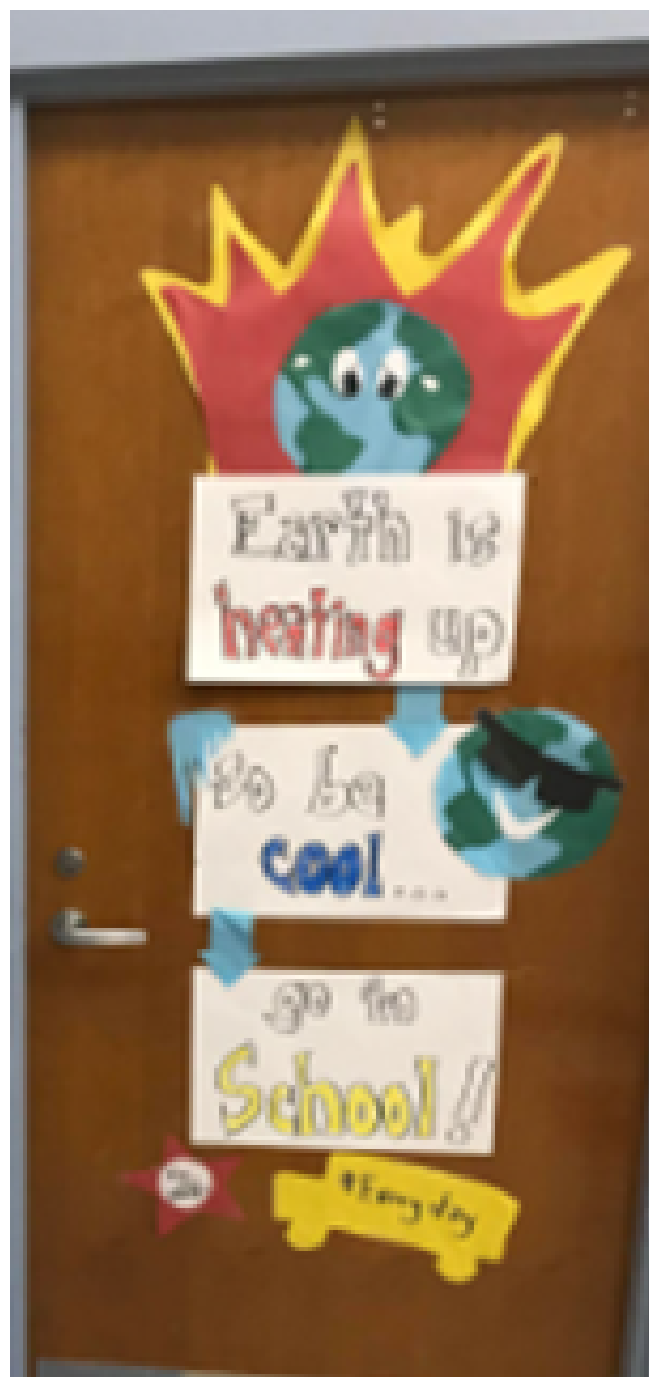
- Organizational Response and Interventions
- Prevention & Intervention Efforts
 - Alexandria Mentoring Partnership
 - Forensic Treatment Team
 - Alexandria Gang Prevention Community Task Force
 - Intervention Prevention Education (IPE) program
- City's Youth Safety & Resilience Efforts and Update



Bradlee Shopping Center Initiatives

ACPS is working both independently and with APD to complete walkthroughs at Bradlee Shopping Center

- Occurring on different days and at different times throughout the school day
- Goal is to engage with students and redirect them back to school
- Visits help reinforce closed campus policy for all ACPS campuses



Attendance and Truancy Initiatives

- ACPS Attendance Task Force to monitor attendance
- Teachers take attendance every class period
- Attendance notifications out to families through email and texts morning, after lunch, and at 6pm
- Outreach to families around impact of absences on academics
- Positive attendance video, social media posts and school-wide campaigns

Safety Processes and Initiatives



ACPS has a number of safety processes and protocols in place to promote safety within our facilities:

- Secured entrances
- Visitor Management System/Check-In Protocol
- Security Cameras
- Weapons Abatement Systems (Pilot Program, Secondary Locations)
- Employee ID Requirement
- Student ID Requirement (HS Campuses)
- SRO's and SSO's at all Secondary Locations


What's Next

PUBLIC SAFETY

RECIDIVISM



**ALL
ALEXANDRIANS
ARE AND FEEL
SAFE**



ACCOUNTABILITY

YOUTH WELLNESS

STRATEGY + ACTIONS = CRIME REDUCTION

Citywide Crime Reduction Strategy

1. Use focused deterrence & technology to aggressively reduce crime & gun violence in hot spots
2. Prioritizing Commonwealth Attorney resources to gun offenses, fentanyl, sex offenses and school incidents
3. Continue focus on low recidivism
4. Build safe, supportive environments for our youth
5. Actively pursue federal, state funding and legislative fixes
6. Remain accountable with focus on performance indicators

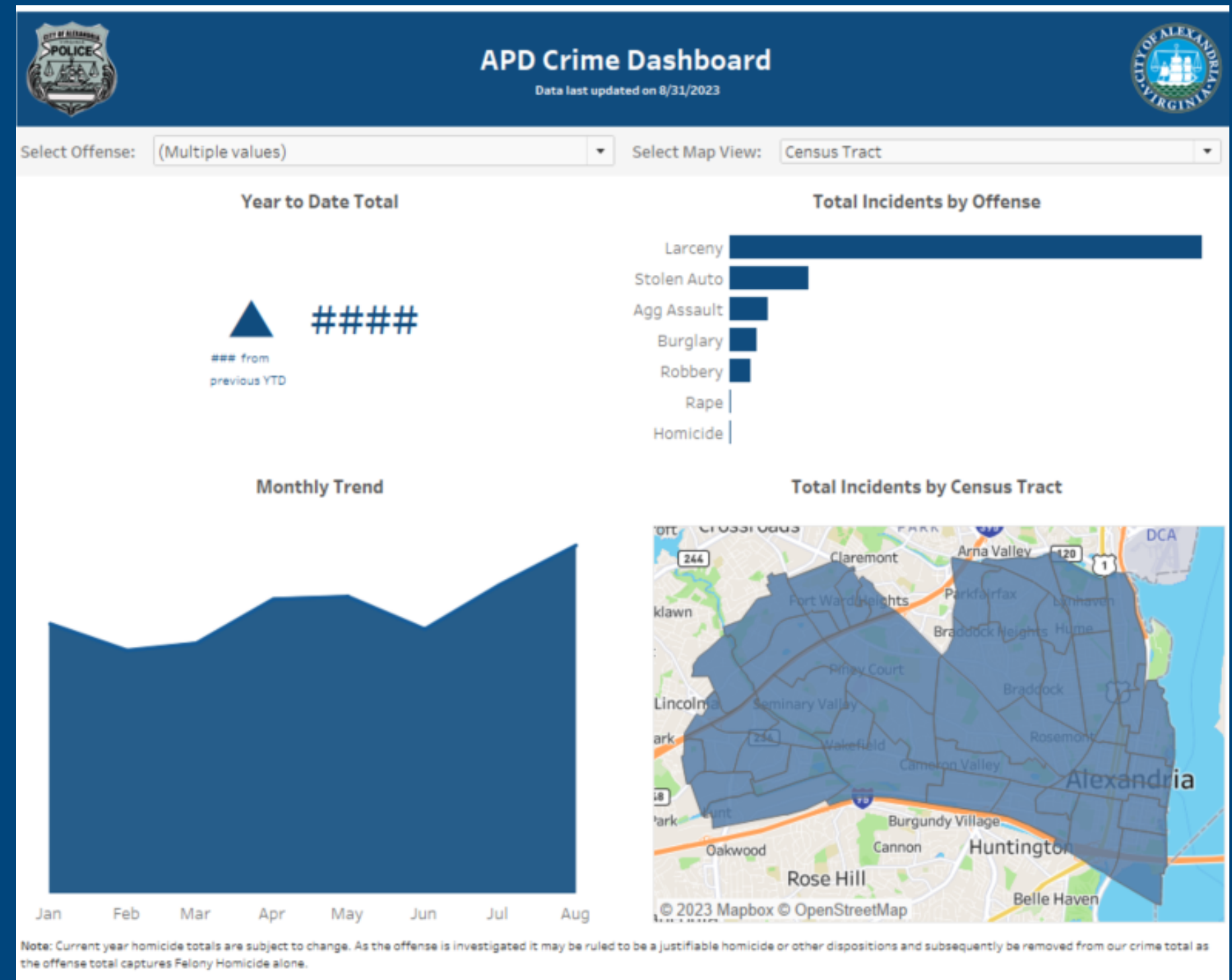
Opportunities

- Pursuing federal and state earmarks for technology
- New state funding available via Firearm Violence Intervention and Prevention Fund and Operation Ceasefire Grant Fund
- Funding available through Dept. of Education for school safety and security
- City legislative package



Communication

- Centralized information hub (Crime Statistics Public Dashboard)
- New - Communications Manager
- Focus on timely, accurate & transparent incident reporting



Draft currently in development, content may change

Questions?