


DOORS + GARAGE DOORS




BAR Review Levels

These levels are applicable in most cases. Please note that during the administrative review process, Staff may determine that a project requires Board review. Contact Staff at 703.746.3833 to confirm which level of review is required for your project. Also, contact Code Administration at 703.746.4200 to confirm building permit requirements.

NO BAR REVIEW	ADMINISTRATIVE (STAFF) REVIEW	BOARD REVIEW
Replacement of doors or garage doors that are entirely below grade or not visible from the public right-of-way	Replacement of non-historic doors, garage doors, door frames, trim, transoms, or sidelites	Replacement of doors or garage doors that are historically or architecturally significant, as determined by Staff
Installation of door hardware, doorbells, or ring cameras	Replication in-kind of historic doors, garage doors, door frames, trim, transoms, or sidelites in failing condition	Addition of door frames, trim, transoms, or sidelites
Installation, replacement, or removal of single-lite, clear-glass storm doors		Removing and infilling doors visible from the public right-of-way
		Installation of new doors and garage doors visible from the public right-of-way
		Installation of storm doors with decorative elements or security bars

DOORS + GARAGE DOORS

PARKER - GRAY DISTRICT
CITY OF ALEXANDRIA



Introduction

Exterior doors are prominent visual elements of a building's main façade and are highly visible to pedestrians when buildings are adjacent to the sidewalk. Main entrance doorways are generally more elaborate than those on secondary or rear entrances. In addition to the design and material of the door itself, the details surrounding the doorway—such as door frames, glass, moldings, pediments, and hoods—are important architectural features. The buildings in the historic districts represent a wide variety of architectural styles, each with distinctive doorways and associated elements. The following section provides a summary of the character-defining features of different door styles.

Georgian (1700-1780):

Four, five, or six wood panels, centered and capped by an elaborate decorative crown (entablature) supported by decorative pilasters (flattened columns); usually with a row of small rectangular panes of glass beneath the crown, either within the door or in a transom above.

Federal (1780-1830):

Six wood panels; centered and often incorporated into an elaborate door frame, which may include a decorative crown or small entry porch; many have sidelites and a semi-circular or elliptical fanlite above.

Greek Revival (1825-1860):

One, two, or four wood panels, with narrow sidelites and a rectangular line of transom lites above; door and lites are usually incorporated into a more elaborate door frame. Paired and single doors are common. Some have octagonal panels.



Georgian door



Federal door



Greek Revival door

DOORS + GARAGE DOORS

PARKER - GRAY DISTRICT CITY OF ALEXANDRIA



Romanesque (1840-1900):

One or two wood panels on bottom half with a large glass lite on top half. Characterized by a semicircular arched transom on top.

Victorian (1850-1910):

One, two, or four wood panels on bottom half with glass lites on top half, or four wood panels without glass lites. Paired as well as single doors are common; most have large-pane glazing in the door itself. Commonly occur in shapes that are rectangular or arched, with elaborate enframements above. Some have octagonal panels.

Colonial Revival (1880-1955):

Six wood panels without glass lites, or four wood panels on bottom half with two glass lites on top half, capped by a decorative crown (pediment) supported by columns. Many have fanlites or sidelites.



Romanesque door



Victorian door



Colonial Revival door

DOORS + GARAGE DOORS

PARKER - GRAY DISTRICT
CITY OF ALEXANDRIA



Prairie and Craftsman (1900-1930):

Solid wood on bottom half with glass lites on top, or one/two wood panels on bottom half with glass lites on top half. May have sidelites and decorative door frames.

Modern (1935-Present):

May use non-traditional materials such as aluminum, steel, and fiberglass. Modern doors on commercial structures commonly have a large glass area.

Storm Doors


Storm doors can protect an entry door from the elements and add an additional layer of insulation. Most storm doors do not require BAR review, as long as they are simple and unornamented, with clear glass that doesn't obscure the view of the original door.



This clear glass storm door is appropriate because it allows the original door to remain visible.



This cross-buck-style metal storm door is inappropriate because it obscures the view of the original door.



DOORS + GARAGE DOORS

Garage Doors

During the 18th and 19th centuries, separate accessory structures to store horses, wagons, and carriages were common. With the advent of the automobile in the late 19th century, garages for automobiles became common on both residential and commercial buildings. Separate residential garage structures often reflect the architectural character of the principal building.



The photo on the left shows a historic garage door for a fire station.



The photo on the right shows a modern garage door for an automobile.

DOORS + GARAGE DOORS



Guidelines

All Buildings

- o Doors, garage doors, door frames, trim, transoms, and sidelites should be appropriate to the architectural style of the structure and not detract from it.
- o Character-defining features of doorways should be retained.
- o Decorative elements on storm doors such as scrollwork or security bars are generally not appropriate.
- o Metal and frameless glass storefront systems may be appropriate on the ground floor of some buildings.

Early Buildings (pre-1932)

- o Historic and architecturally significant doors should be retained or replicated in-kind rather than replaced.
- o On street-facing sides, doors, door frames, and trim should be made of wood.
- o On non-street facing sides, doors, door frames, and trim may be made of wood, fiberglass or metal, provided it has a smooth finish.
- o Original side-hinged or side-sliding wood doors on historic garages should be repaired or replaced in the original material and style.

Later Buildings (post-1931)

- o Doors, door frames, and trim may be made of wood, fiberglass, or metal, provided it has a smooth finish.
- o Garages may have overhead sectional doors and may use a pressed steel or composite material, provided they have a smooth finish.

Additional Information

- o The capsulation or removal of 25 square feet or more of door or wall area requires a BAR Permit to Demolish.
- o The installation of a new door of any size in an existing wall that is visible from the public right-of-way requires a BAR Certificate of Appropriateness.
- o Glass on doors, garage doors, transoms, and sidelites should comply with the guidelines in the windows + shutters chapter.
- o For guidelines on door hoods or canopies, refer to the awnings + canopies chapter.
- o For guidelines on fence openings, refer to the fences, gates + walls chapter.