

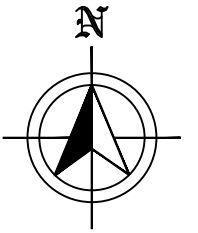


400 DULANY ST
ALEXANDRIA, VA
CITY OF ALEXANDRIA
DESIGN

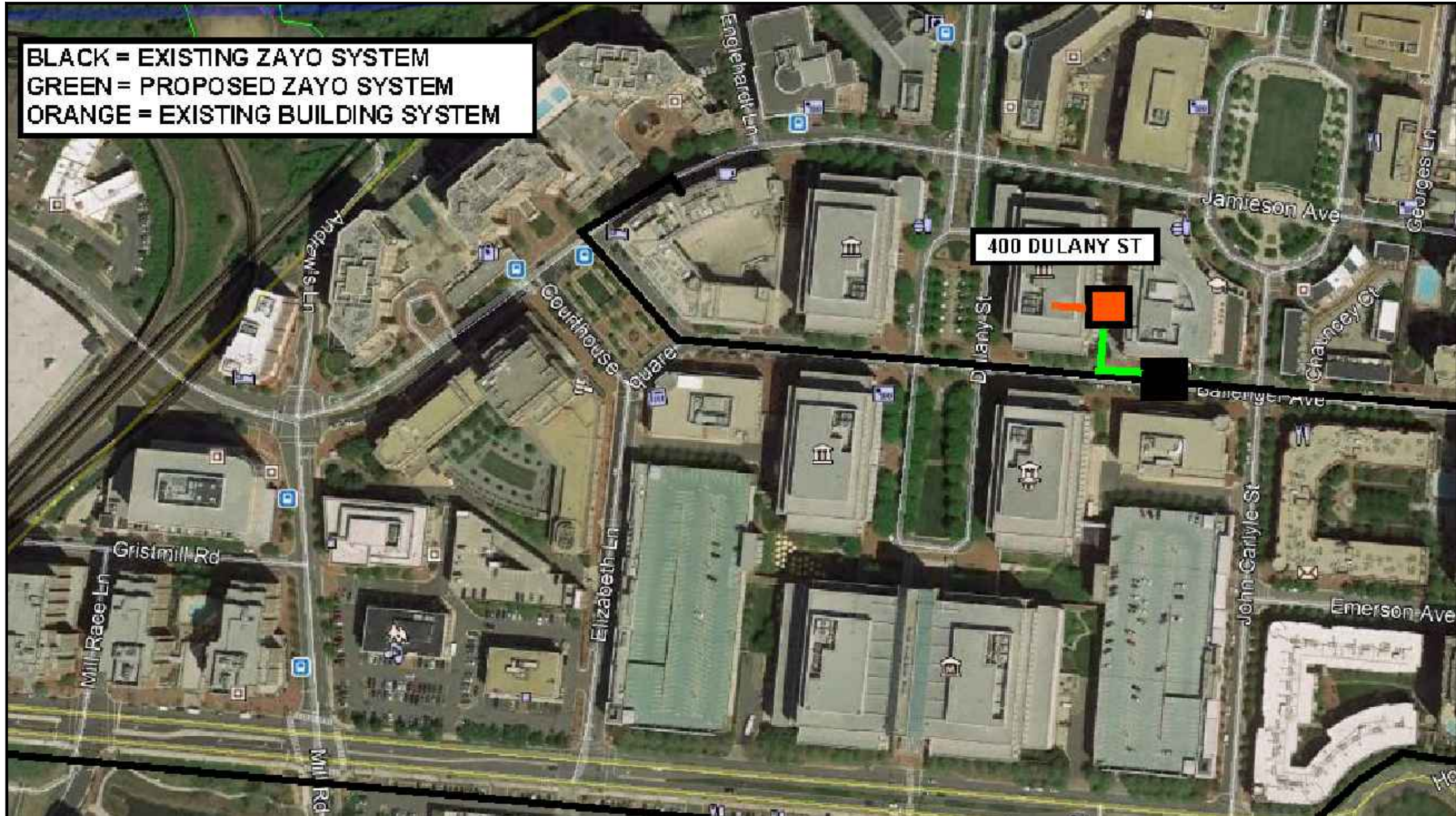
PREPARED BY:



910 Camaro Run Drive, West Chester, PA 19380
Office: (610) 696-6910 • Fax: (610) 696-6937



BLACK = EXISTING ZAYO SYSTEM
GREEN = PROPOSED ZAYO SYSTEM
ORANGE = EXISTING BUILDING SYSTEM



CALL BEFORE YOU DIG
 1-800-552-7001
 72 HOURS NOTICE REQUIRED

REVISIONS		
DATE:	DESCRIPTIONS:	BY:



910 Camaro Run Drive, West Chester, PA 19380
 Office: (610) 696-6910 • Fax: (610) 696-6937

PROJECT MANAGER: DFS
ENGINEERED BY: AM
DRAWN BY: LB
PRELIMINARY DATE
03/17/20

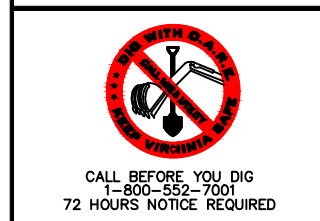
TITLE:	400 DULANY ST	
	LOCATION MAP	
	ALEXANDRIA, VA	CITY OF ALEXANDRIA
DRAWING NO:	ZAYO_400_Dulany_St_Typicals	
ISSUE DATE:	SCALE: NONE	SHEET: 2 OF 13

TABLE OF CONTENTS

SHEET NUMBER

DRAWING TITLE

1	COVER PAGE
2	LOCATION MAP
3	TABLE OF CONTENTS
4	CONTACT SHEET
5	GENERAL NOTES
6	FIBER PLACEMENT NOTES
7	SYMBOLS KEY
8	TYPICAL DUCT PLUG DETAILS
9	TYPICAL TRENCH DETAILS
10	TYPICAL DIRECTIONAL BORE DETAIL
11	TYPICAL MANHOLE CORE BORE DETAIL
12	OSP-PLAN VIEW
13	CONCOURSE FLOOR-PARTIAL PLAN VIEW



REVISIONS		
DATE:	DESCRIPTIONS:	BY:



PROJECT MANAGER: DFS
ENGINEERED BY: AM
DRAWN BY: LB
PRELIMINARY DATE
03/17/20

TITLE: 400 DULANY ST TABLE OF CONTENTS ALEXANDRIA, VA CITY OF ALEXANDRIA		
DRAWING NO: ZAYO_400_Dulany_St_Typicals		
ISSUE DATE:	SCALE: NONE	SHEET: 3 OF 13

CONTACT SHEET

ZAYO:

PROJECT MANAGER: ELENA KAHNG 1-703-371-5359

ENGINEERING CONTRACTOR:

NAME OF FIRM: METROPOLITAN COMMUNICATIONS GROUP 1-610-696-6910
 PROJECT MANAGER: DENNIS SHELMEKDINE 1-703-822-1908
 OSP ENGINEER: ALEX MOLINA 1-484-354-3585

CONSTRUCTION CONTRACTOR:

NAME OF FIRM:
 PROJECT MANAGER: #-###-###-####

UTILITIES

ONE CALL SYSTEM (UTILITY LOCATES) 1-800-552-7001

CITY OF ALEXANDRIA

TRANSPORTATION AND ENVIRONMENTAL SERVICES 1-703-406-4035



CALL BEFORE YOU DIG
 1-800-552-7001
 72 HOURS NOTICE REQUIRED

REVISIONS		
DATE:	DESCRIPTIONS:	BY:



910 Camaro Run Drive, West Chester, PA 19380
 Office: (610) 696-6910 • Fax: (610) 696-6937

PROJECT MANAGER: DFS
ENGINEERED BY: AM
DRAWN BY: LB
PRELIMINARY DATE
03/17/20

TITLE:	400 DULANY ST CONTACT SHEET		
	ALEXANDRIA, VA	CITY OF ALEXANDRIA	
DRAWING NO:	ZAYO_400_Dulany_St_Typicals		
ISSUE DATE:	SCALE: NONE	SHEET:	4 OF 13

GENERAL NOTES

ALL HANDHOLES TO BE PLACED ON A 12" BASE OF CRUSHED STONE.

ALL POLYMER CONCRETE HANDHOLES TO BE EQUIPPED WITH SECURITY LIDS WITH LOCKING BOLTS.

GROUND RESTORATION/RIGHT-OF-WAY SHALL BE RESTORED TO ORIGINAL OR BETTER CONDITION.

ALL CONDUIT/INNERDUCT BENDS TO HAVE SWEEP (36") BENDING RADIUS.

ALL INNERDUCTS SHALL HAVE A DRAG LINE IN EACH.

INNERDUCTS/CONDUIT SLEEVE TO BE SEALED IN BUILDING CORE BORE WITH THUNDERLINE LINKSEAL, JACK MOON PLUGS OR APPROVED EQUAL.

PLACE CABLE LOCATE MARKERS AT EACH HANDHOLE AND AT MINIMUM SPACING OF 500'.

ANY CONDUIT/INNERDUCT RUNNING LINES SHOWN ON PRINT ARE ESTIMATES ONLY. ACTUAL RUNNING LINES TO BE DETERMINED VIA TEST HOLES BY CONTRACTOR PRIOR TO TRENCHING OPERATION. MOST UNDERGROUND UTILITIES ARE NOT SHOWN ON PRINTS. CONTACT UTILITY COMPANIES FOR EXACT LOCATION.

THE PROJECT MANAGER SHALL BE RESPONSIBLE FOR THE ADVANCED NOTIFICATION TO THE PROPER AGENCIES OR OWNERS WHEN CROSSING THEIR PROPERTIES OR UTILITIES WITH FIBER CABLE. CONTRACTOR SHALL ALSO PROTECT, SHORE, BRACE AND MAINTAIN ALL UNDERGROUND PIPES, CONDUITS, DRAINS AND OTHER UNDERGROUND CONSTRUCTION UNCOVERED OR OTHERWISE AFFECTED BY THE CONSTRUCTION WORK.

CERTAIN PIPE LINES, SEWERS, CULVERTS, DRAINS, CABLES AND OTHER EXISTING SUBSURFACE STRUCTURES IN THE VICINITY OF THE WORK TO BE DONE ARE INDICATED ON THE PLANS ACCORDING TO THE BEST INFORMATION AVAILABLE TO THE SURVEY CREW. DAMAGE TO SUBSURFACE STRUCTURES, OR DELAY TO THE CONTRACTOR DUE TO ENCOUNTERING STRUCTURES, CABLES OR PIPELINE NOT SHOWN OR IN LOCATIONS DIFFERENT FROM THOSE INDICATED ON THE PLANS SHALL NOT CONSTITUTE A CLAIM FOR EXTENSION OF WORK DELAYS.

THE CONTRACTOR SHALL BE RESPONSIBLE FOR ALL DAMAGE TO STREETS, CURBS, ROADS, HIGHWAYS, SHOULDERS, DITCHES, EMBANKMENTS, CULVERTS, STORM DRAINS, BRIDGES OR OTHER PUBLIC OR PRIVATE PROPERTY, REGARDLESS OF LOCATION OR CHARACTER, WHICH MAY BE CAUSED BY MOVING, HAULING OR OTHERWISE TRANSPORTING EQUIPMENT MATERIALS OR MEN TO OR FROM WORK OR ANY SITE THERE-OF, WHETHER BY HIM OR HIS CONTRACTOR OR SUBCONTRACTOR.

EXTREME CARE SHALL BE EXERCISED TO AVOID HITTING OR CAUSING DAMAGE TO AERIAL AND SUBSURFACE OBSTRUCTIONS, OWNERS OF STRUCTURES WILL BE NOTIFIED IN ADVANCE OF EXCAVATION WORK BY THE CONTRACTOR AND A REQUEST WILL BE MADE TO LOCATE THE AFFECTED PLANT.

THE PROJECT MANAGER SHALL MAKE, WITHOUT DELAY, SATISFACTORY AND ACCEPTABLE ARRANGEMENTS WHICH THE AGENCY OR AUTHORITY HAVING JURISDICTION OVER THE DAMAGED PROPERTY, SURFACE OR FACILITY CONCERNING ITS REPAIR OR REPLACEMENT OR PAYMENT OF COSTS INCURRED IN CONNECTION WITH SAID DAMAGE.

PULLING EYES/BREAK AWAY SWIVEL SHALL BE AFFIXED TO THE CABLE DURING ALL DIRECT OPERATIONS THROUGH A TENSION METER TO LIMIT TENSION ON THE CABLE NOT TO EXCEED THE MANUFACTURERS RECOMMENDATION.

ALL MATERIAL PLACED SHALL BE APPROVED BY A PROJECT MANAGER.

DEVIATIONS FROM THE ENGINEERED ROUTE REQUIRES A PROJECT MANAGER AND RIGHT-OF-WAY OWNER OR CARETAKER APPROVAL PRIOR TO CONSTRUCTION.

CABLE SHALL BE UNREELED AND REREELLED IN FIGURE 8 FASHION AT BRIDGES, RAILROAD TRACKS, ROADS, STREETS, UTILITY CROSSINGS AND OTHER LOCATIONS TO PREVENT CUTTING OF THE CABLE.

WHERE PERMITS FROM STATE, COUNTY, TOWNSHIP, CITY, RAILROAD OR GOVERNMENTAL AGENCIES ARE REQUIRED, ALL WORK PERFORMED WILL COMPLY WITH THESE AGENCIES STANDARD SPECIFICATION.

THE PROJECT MANAGER SHALL NOTIFY BUILDING MANAGEMENT WHEN WORK WILL BEGIN ON BUILDING. CONTRACTOR TO COORDINATE ROOM ACCESS AND WORK START AND STOP TIMES WITH BUILDING MANAGEMENT.

CONTRACTOR SHALL BE LIABLE FOR ANY DAMAGE DONE TO EXISTING STRUCTURE DURING THE COURSE OF PERFORMING THE JOB INDICATED ON THE PRINTS, REPAIR AND/OR REPLACEMENT OF DAMAGE TO BUILDING SHALL BE DONE SOLELY AT THE CONTRACTORS EXPENSE.

THE PROJECT MANAGER WILL RESERVE THE RIGHT TO INSPECT AT ANY TIME THE WORK BEING PERFORMED BY THE CONTRACTOR. IF MCG DETERMINES THAT THE WORK IS NOT BEING PERFORMED TO MINIMUM QUALITY STANDARDS, THEN THE CONTRACTOR SHALL PROVIDE REWORK AT HIS OWN COST.

ANY CHANGE IN PROJECT SCOPE, INCLUDING BUT NOT LIMITED TO, CONDUIT LENGTH, CONDUIT PATH, AERIAL PATH ETC., MUST BE APPROVED BY THE PROJECT MANAGER.

ALL CORING/CONSTRUCTION THAT WILL CAUSE NOISE AND/OR VIBRATION SHALL BE DONE OUTSIDE NORMAL BUSINESS HOURS OR TO THE DISCRETION OF THE BUILDING MANAGEMENT.



CALL BEFORE YOU DIG
1-800-552-7001
72 HOURS NOTICE REQUIRED

REVISIONS		
DATE:	DESCRIPTIONS:	BY:



910 Camaro Run Drive, West Chester, PA 19380
Office: (610) 696-6910 • Fax: (610) 696-6937

PROJECT MANAGER: DFS	TITLE:	
ENGINEERED BY: AM	400 DULANY ST GENERAL NOTES	
DRAWN BY: LB		
PRELIMINARY DATE	ALEXANDRIA, VA	CITY OF ALEXANDRIA
03/17/20	DRAWING NO: ZAYO_400_Dulany_St_Typicals	
ISSUE DATE:	SCALE: NONE	SHEET: 5 OF 13

FIBER PLACEMENT: CONSTRUCTION NOTES

FIBER CABLE SHALL MAINTAIN A MINIMUM 24" BENDING RADIUS AT ALL TIMES.

CONTRACTOR SHALL DOUBLE LASH THE ENTIRE ROUTE AS DEPICTED.

ONLY NEW HARDWARE, i.e. LASHING WIRE, LASHING WIRE CLAMPS, ETC., WILL BE ACCEPTED.

LASHING WIRE CLAMPS SHALL BE PLACED 10" EACH FROM CENTER THROUGH BOLT, AND METAL STRAP WITH 1/4" SPACER SHALL BE PLACED 12" FROM CENTER THROUGH BOLT.

CONTRACTOR SHALL RECORD SEQUENCE # OF FIBER CABLE AT EVERY POLE, MANHOLE, SLACK COIL AND TAIL LOCATION. CONTRACTOR TO PROVIDE PROJECT MANAGER WITH SEQUENCE NUMBERS AT PROJECT COMPLETION.

SLACK COIL AND SLACK LOOP LOCATIONS SHALL BE DETERMINED ON CONSTRUCTION DRAWINGS.

OVERLASHING OPERATIONS REQUIRE THE LOWERING OF EXISTING FIBER OPTIC CABLE SLACK COILS AND SPLICE CASES PRIOR TO OVERLASHING THE PROPOSED FIBER OPTIC CABLE (UNLESS OTHERWISE NOTED)

FIBER CABLE SHALL NOT BE PULLED WITH MORE THAN 600 LBS. DYNAMIC TENSION. SAFEGUARDS SUCH AS 600 LB. BREAK AWAY SWIVEL AND A 600 LB. CLUTCH CAPSTAN MUST BE USED.

CABLE LUBRICATION SHALL BE USED TO REDUCE PULLING TENSION. LUBRICANTS MUST NOT CONTAIN ANY PETROLEUM PRODUCTS.

IRON RACKING SHALL BE PLACED IN MANHOLES TO SECURE SLACK COILS AND SPLICE CASES.

ALL UTILITY POLE HARDWARE MUST BE TIGHTENED DURING LASHING OPERATIONS.

LASHING WIRES SHALL BE TERMINATED IN A MANNER SO AS NOT TO CROSS ONE ANOTHER OR ANY OTHER SHARP OBJECTS, WHICH MIGHT CREATE FUTURE BREAKS IN THE WIRE. ENDS OF LASHING WIRE AND METAL STRAPS SHALL BE TRIMMED, TUCKED, AND KEPT NEAT.

FIBER OPTIC WARNING TAGS SHALL BE PLACED AT EVERY WORK POLE, MANHOLE, SLACK COIL, SPLICE CASE AND WHERE SO INDICATED BY PROJECT MANAGER.



CALL BEFORE YOU DIG
1-800-552-7001
72 HOURS NOTICE REQUIRED

REVISIONS		
DATE:	DESCRIPTIONS:	BY:








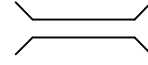









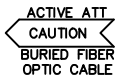








































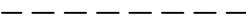














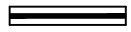









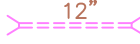



910 Camaro Run Drive, West Chester, PA 19380
Office: (610) 696-6910 • Fax: (610) 696-6937

PROJECT MANAGER: DFS
ENGINEERED BY: AM
DRAWN BY: LB
PRELIMINARY DATE
03/17/20

TITLE:	400 DULANY ST FIBER PLACEMENT NOTES		
	ALEXANDRIA, VA		CITY OF ALEXANDRIA
DRAWING NO:	ZAYO_400_Dulany_St_typicals		
ISSUE DATE:	SCALE: NONE	SHEET: 6 OF 13	

SYMBOLS KEY

	EXISTING		EXISTING	PROPOSED		EXISTING	PROPOSED
NORTH ARROW		RAILROAD CROSSING SIGNAL			RAILROAD TRACKS		
POWER POLE		MILE MARKER POST			FENCE		
TELEPHONE POLE		BRIDGE			GUARDRAIL		
JOINT POLE		TREE			CENTERLINE		
TRANSFORMER ON POLE		BUSH			FACE OF CURB		
CABLE TV POLE		CAUTION NOTE			EDGE OF PAVEMENT		
CONCRETE POLE		TOP OF SLOPE			BACK OF CURB		
STEEL POLE		BOTTOM OF SLOPE			RIGHT-OF-WAY		
PEDESTAL		DITCH LINE			CITY, COUNTY OR STATE BOUNDARY LINE		
POLYMER CONCRETE HANDHOLE		FOOTAGE			PROPERTY LINE		
ELECTRIC MANHOLE		OVERHEAD GUY			UNDERGROUND GAS LINE		
SEWER MANHOLE		SLACK SPAN			UNDERGROUND WATER LINE		
STORM MANHOLE		PUSH BRACE			UNDERGROUND ELECTRIC LINE		
TELEPHONE MANHOLE		POLE TO POLE GUY			UNDERGROUND TELCOM LINE		
WATER MANHOLE		ANCHOR & GUY			UNDERGROUND CATV		
UNKNOWN MANHOLE		SIDEWALK ANCHOR & GUY			UNDERGROUND SEWER LINE		
FIRE HYDRANT (FH)		ANCHOR ONLY			UNDERGROUND STORM DRAIN LINE		
STREET LIGHT (SL)		FIBER SPLICE			TRENCH FIBER OPTIC CABLE		
TRAFFIC LIGHT (TL)		FIBER SLACK COIL (AERIAL)			AERIAL FIBER OPTIC CABLE		
GAS VALVE (GV)		SLACK COIL (UG) (##=FOOTAGE)			REMOVE CABLE		
WATER VALVE/METER (WV/MM)		FIBER TAIL			CONCRETE ENCASED		
ELECTRIC VAULT					DIRECTIONAL BORE		
GROUND					JACK AND BORE		
CATCH BASIN					TEST PIT		
CULVERT (SIZE AS INDICATED)							
RAILROAD SIGNAL							



CALL BEFORE YOU DIG
1-800-552-7001
72 HOURS NOTICE REQUIRED

REVISIONS		
DATE:	DESCRIPTIONS:	BY:

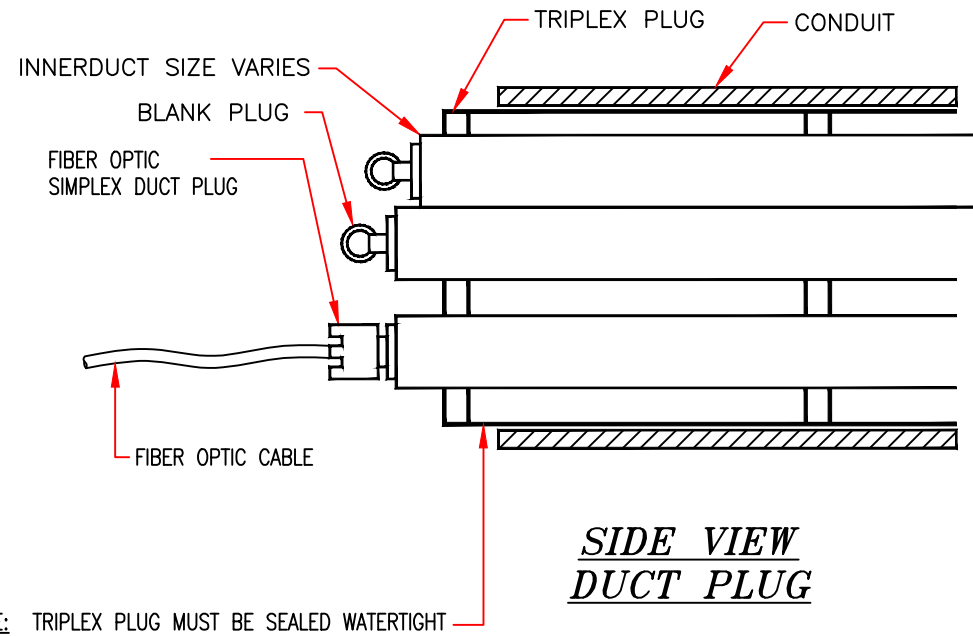


910 Camaro Run Drive, West Chester, PA 19380
Office: (610) 696-6910 • Fax: (610) 696-6937

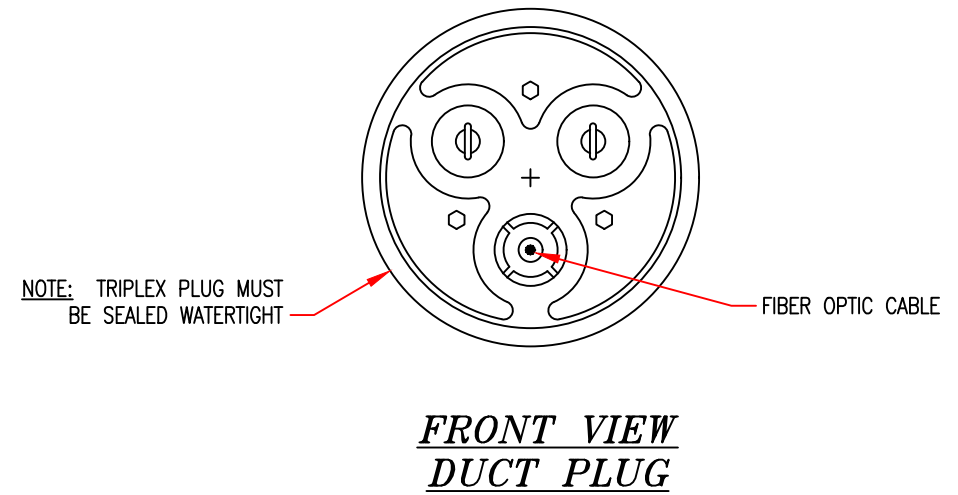
PROJECT MANAGER: DFS
ENGINEERED BY: AM
DRAWN BY: LB
PRELIMINARY DATE
03/17/20

TITLE:		400 DULANY ST SYMBOLS KEY	
ALEXANDRIA, VA		CITY OF ALEXANDRIA	
DRAWING NO: ZAYO_400_Dulany_St_Typicals		ISSUE DATE:	SCALE: NONE
		SHEET:	7 OF 13

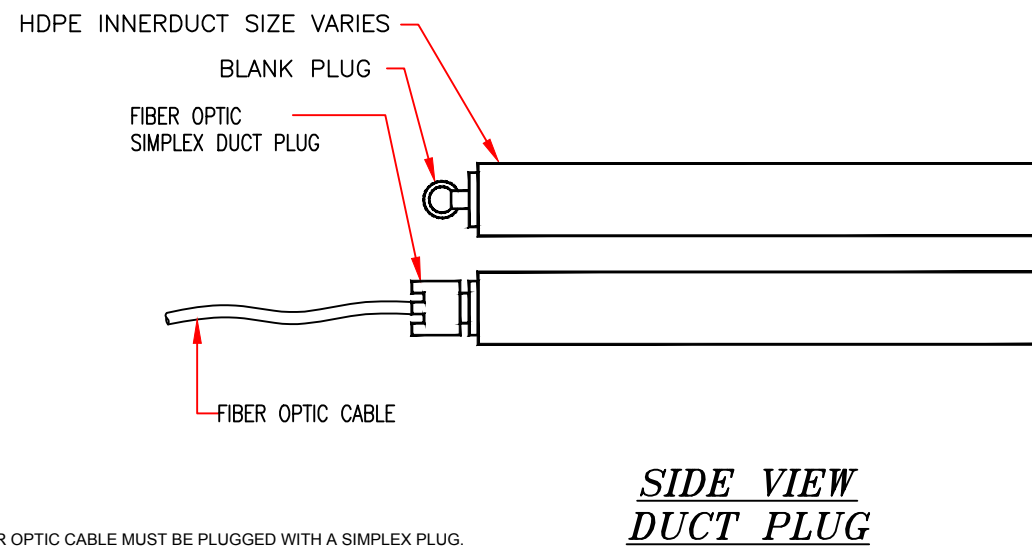
DUCT PLUG DETAILS WITH CASING PIPE



TRIPLEX DUCT PLUG DETAIL



DUCT PLUG DETAILS WITHOUT CASING PIPE



NOTES:

- 1) ALL INNERDUCT CASING AND FIBER OPTIC CABLE MUST BE PLUGGED WITH A SIMPLEX PLUG.
- 2) ALL EMPTY INNERDUCT MUST BE PLUGGED WITH DUCT PLUGS.
- 3) ALL CASING PIPES MUST BE PLUGGED WITH A TRIPLEX PLUG.



CALL BEFORE YOU DIG
1-800-552-7001
72 HOURS NOTICE REQUIRED

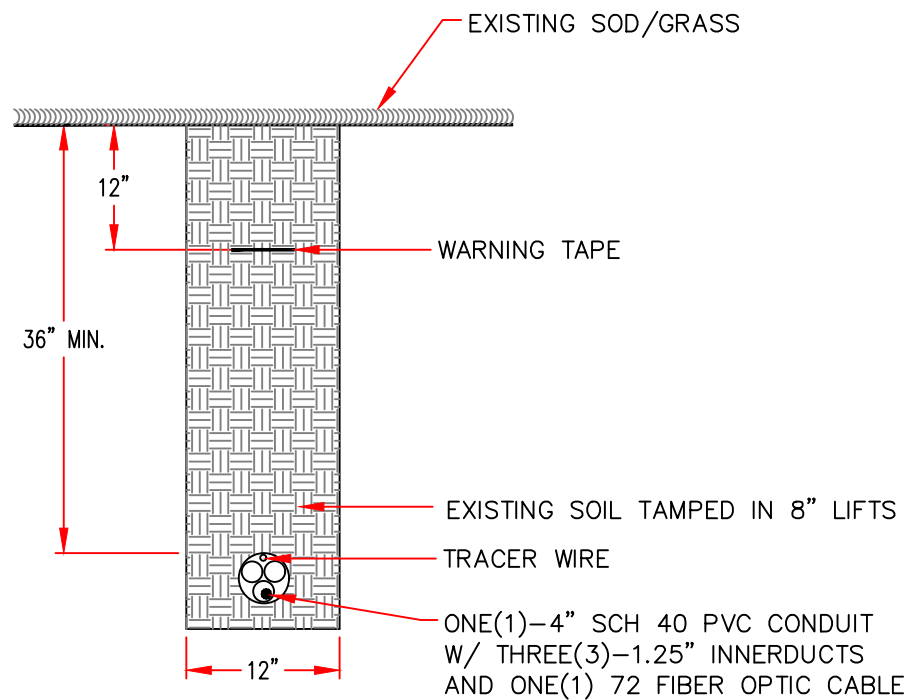
REVISIONS		
DATE:	DESCRIPTIONS:	BY:



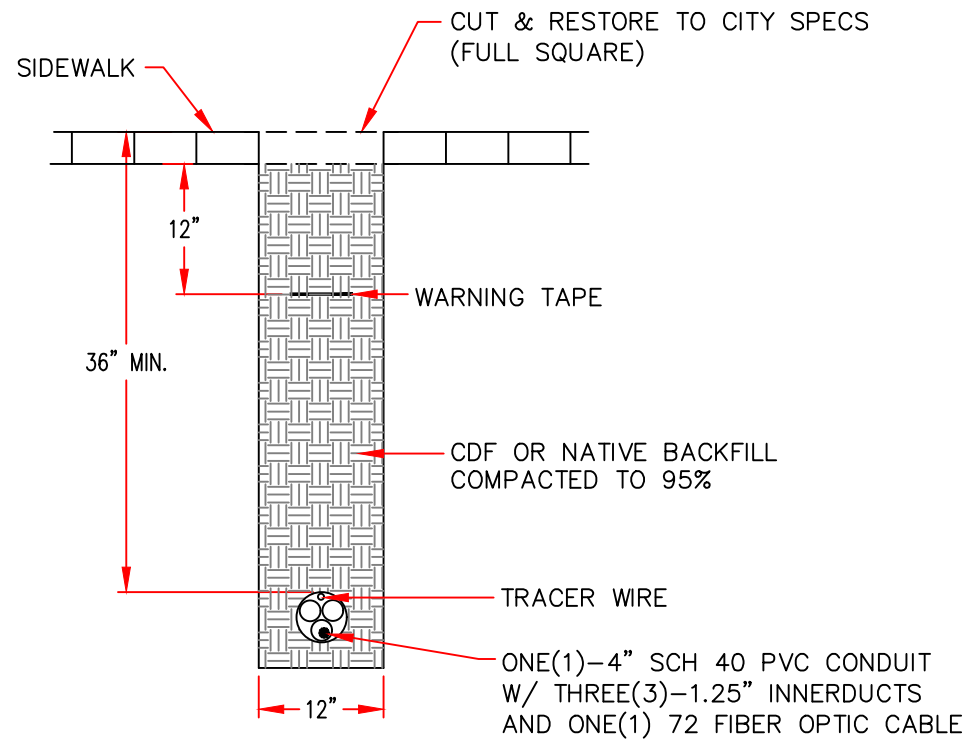
910 Camaro Run Drive, West Chester, PA 19380
Office: (610) 696-6910 • Fax: (610) 696-6937

PROJECT MANAGER: DFS
ENGINEERED BY: AM
DRAWN BY: LB
PRELIMINARY DATE
03/17/20

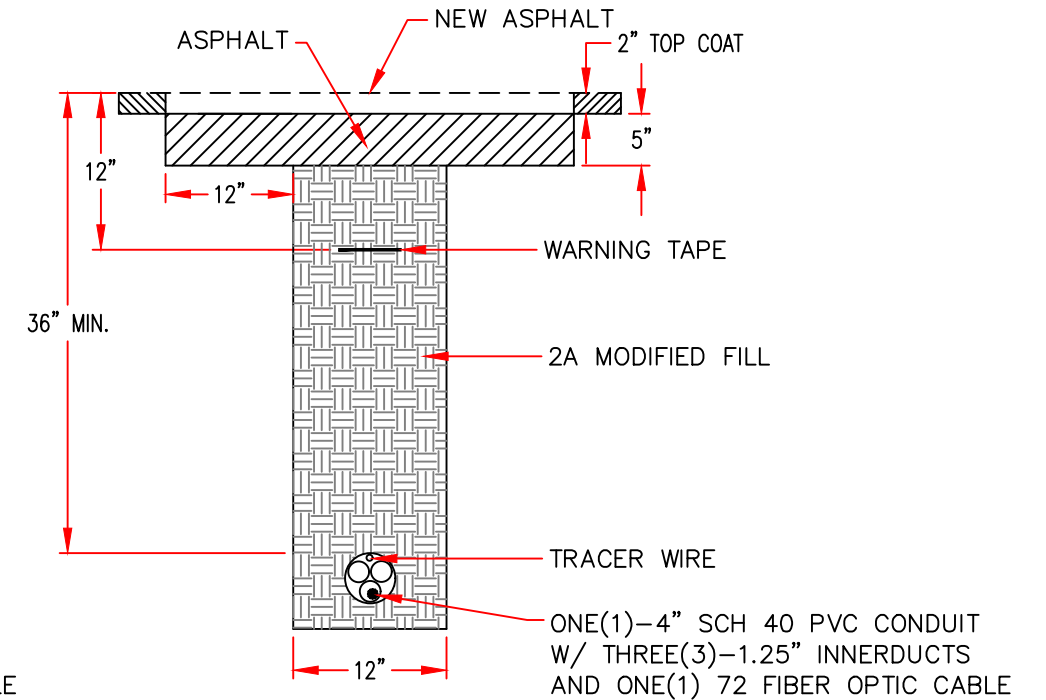
TITLE:	400 DULANY ST	
	TYPICAL DUCT PLUG DETAILS	
	ALEXANDRIA, VA	CITY OF ALEXANDRIA
DRAWING NO:	ZAYO_400_Dulany_St_Typical_Details	
ISSUE DATE:	SCALE: NTS	SHEET: 8 OF 13



TRENCH TYPICAL - GRASS



TRENCH TYPICAL - RED BRICK SIDEWALK



TRENCH TYPICAL - ASPHALT

NOTES:

- 1) CONDUIT SHALL BE ONE(1)-4" SCH 40 PVC.
- 2) DISTURBED AREA TO BE RESTORED TO EXISTING CONDITION.
- 3) EXISTING FILL SHALL BE BACKFILLED WITH EXCEPTION TO 4" OR LARGER COBBLES OR FOREIGN DEBRIS.
- 4) THIS SOIL SHALL BE TAMPED IN 8" LIFTS.
- 5) TRENCH WIDTH MUST BE A MINIMUM OF 12" AND A MAXIMUM OF 18".

NOTES:

- 1) COMPACT 2A MODIFIED FILL AT 8" LIFTS TO 95% COMPACTION.
- 2) ALL UNDETERMINED BASE SHALL BE REMOVED PRIOR TO BACK FILLING.
- 3) ASPHALT WEARING COURSE TO BE 2" MINIMUM OR MATCH EXISTING.
- 4) ALL PAVEMENT RESTORATION SHALL CONFORM TO THE STANDARD SPECIFICATIONS OF CITY OF ALEXANDRIA, STATE RULES AND REGULATIONS.
- 5) TRENCH WIDTH MUST BE A MINIMUM OF 12".
- 6) CONTRACTOR SHALL SAW CUT THE EXISTING ASPHALT AT ALL JUNCTIONS WITH THE RESTORATION ASPHALT.



CALL BEFORE YOU DIG
1-800-552-7001
72 HOURS NOTICE REQUIRED

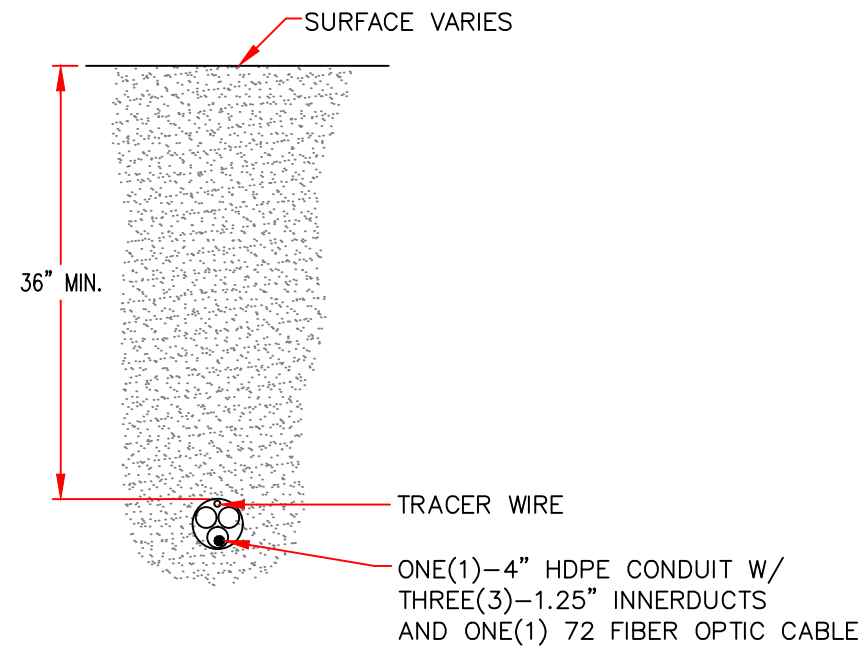
REVISIONS		
DATE:	DESCRIPTIONS:	BY:



910 Camaro Run Drive, West Chester, PA 19380
Office: (610) 696-6910 • Fax: (610) 696-6937

PROJECT MANAGER: DFS
ENGINEERED BY: AM
DRAWN BY: LB
PRELIMINARY DATE
03/17/20

TITLE:	400 DULANY ST	
	TYPICAL TRENCH DETAILS	
	ALEXANDRIA, VA	CITY OF ALEXANDRIA
DRAWING NO:	ZAYO_400_Dulany_St_Typical_Details	
ISSUE DATE:	SCALE: NTS	SHEET: 9 OF 13



TYPICAL DIRECTIONAL BORE DETAIL



CALL BEFORE YOU DIG
1-800-552-7001
72 HOURS NOTICE REQUIRED

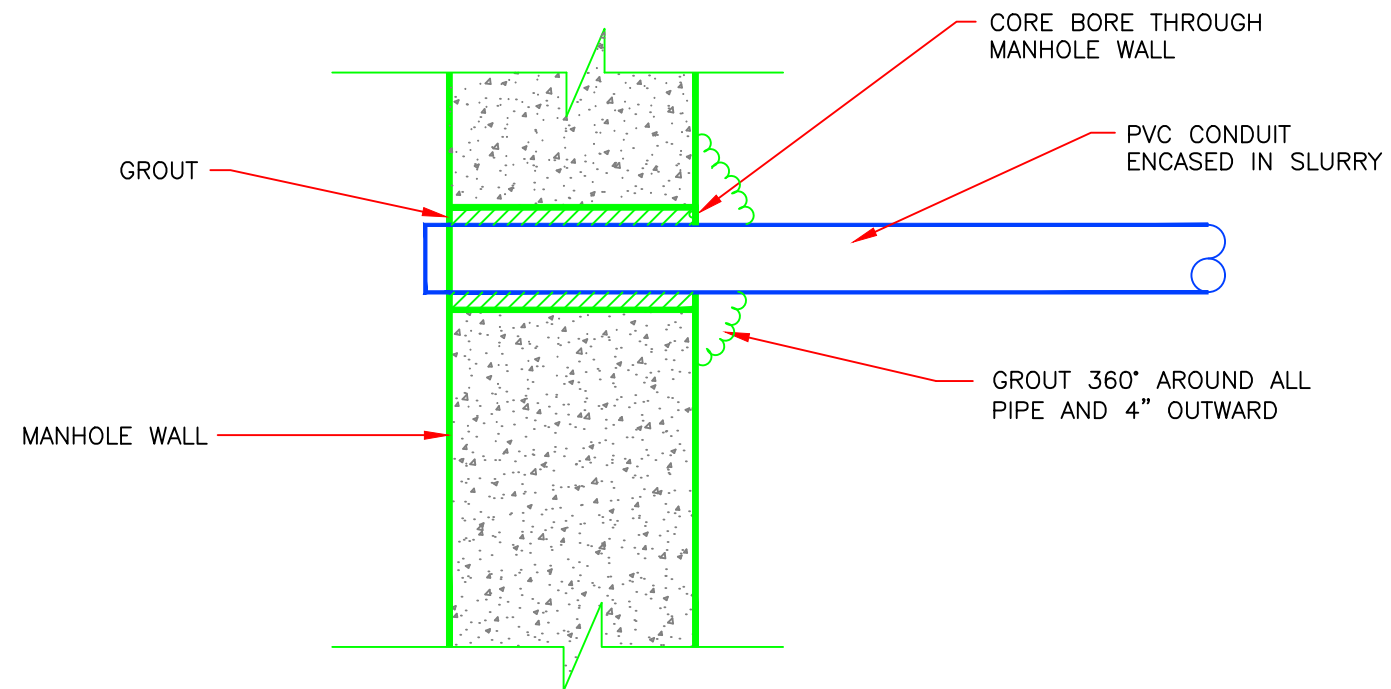
REVISIONS		
DATE:	DESCRIPTIONS:	BY:



910 Camaro Run Drive, West Chester, PA 19380
Office: (610) 696-6910 • Fax: (610) 696-6937

PROJECT MANAGER: DFS
ENGINEERED BY: AM
DRAWN BY: LB
PRELIMINARY DATE
03/17/20

TITLE:	400 DULANY ST		
	TYPICAL DIRECTIONAL BORE DETAIL		
	ALEXANDRIA, VA	CITY OF ALEXANDRIA	
DRAWING NO:	ZAYO_400_Dulany_St_Typical_Details		
ISSUE DATE:	SCALE: NTS	SHEET: 10 OF 13	



TYPICAL MANHOLE CORE BORE DETAIL

NOTES:

1. WHEN MANHOLE PENETRATIONS OCCUR IN EXISTING CUSTOMER MANHOLES, THE EXACT LOCATION OF THE CORES SHALL BE DETERMINED BY OWNER REPRESENTATIVE.
2. A PILOT HOLE SHALL BE DRILLED FOR EACH CORE LOCATION PRIOR TO CORING.



CALL BEFORE YOU DIG
1-800-552-7001
72 HOURS NOTICE REQUIRED

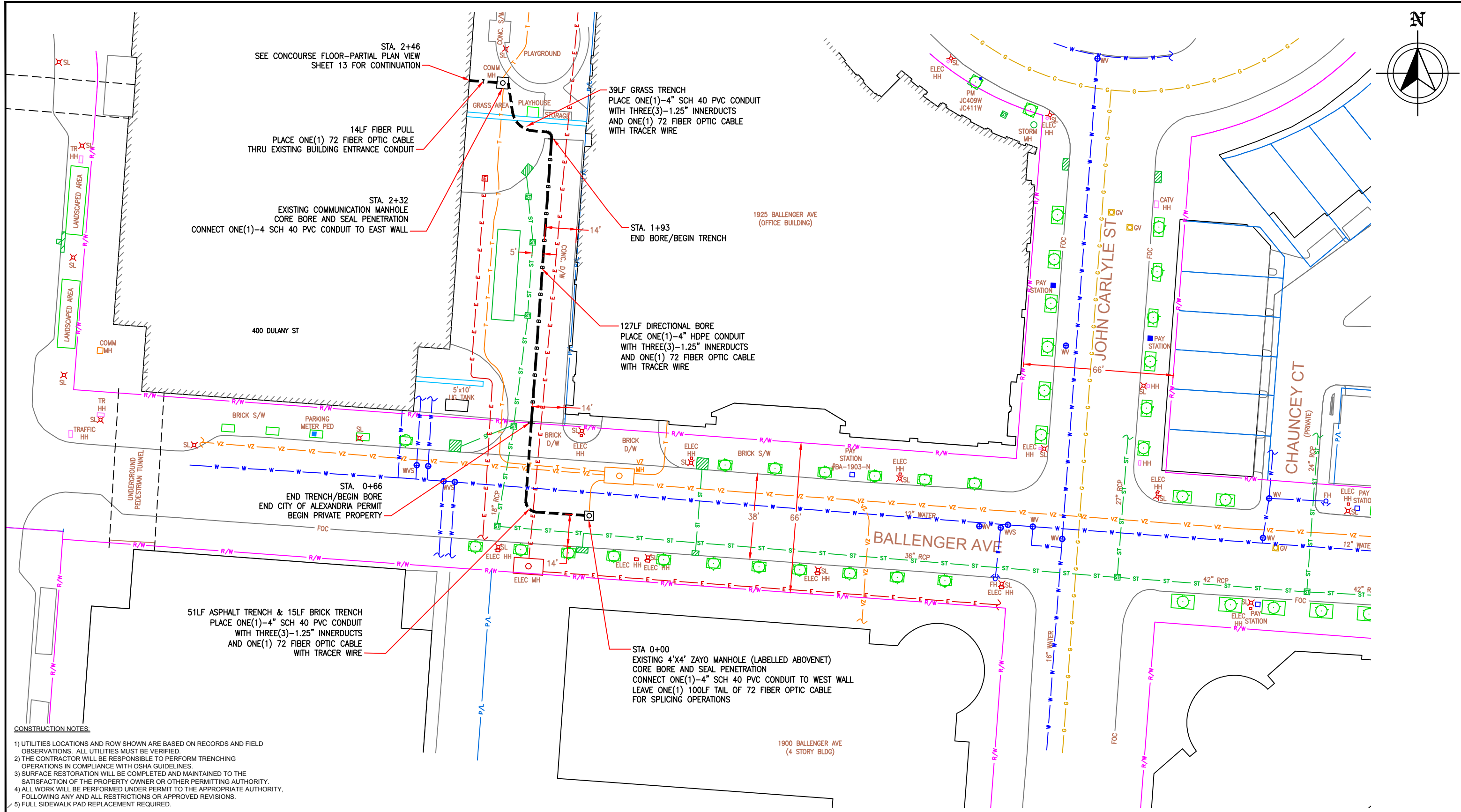
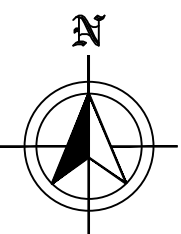
REVISIONS		
DATE:	DESCRIPTIONS:	BY:



910 Camaro Run Drive, West Chester, PA 19380
Office: (610) 696-6910 • Fax: (610) 696-6937

PROJECT MANAGER: DFS
ENGINEERED BY: AM
DRAWN BY: LB
PRELIMINARY DATE
03/17/20

TITLE:	400 DULANY ST	
	TYPICAL MANHOLE CORE BORE DETAIL	
	ALEXANDRIA, VA	CITY OF ALEXANDRIA
DRAWING NO:	ZAYO_400_Dulany_St_Typical_Details	
ISSUE DATE:	SCALE: NTS	SHEET: 11 OF 13



STA. 2+46
SEE CONCOURSE FLOOR-PARTIAL PLAN VIEW
SHEET 13 FOR CONTINUATION

14LF FIBER PULL
PLACE ONE(1) 72 FIBER OPTIC CABLE
THRU EXISTING BUILDING ENTRANCE CONDUIT

STA. 2+32
EXISTING COMMUNICATION MANHOLE
CORE BORE AND SEAL PENETRATION
CONNECT ONE(1)-4 SCH 40 PVC CONDUIT TO EAST WALL

39LF GRASS TRENCH
PLACE ONE(1)-4" SCH 40 PVC CONDUIT
WITH THREE(3)-1.25" INNERDUCTS
AND ONE(1) 72 FIBER OPTIC CABLE
WITH TRACER WIRE

STA. 1+93
END BORE/BEGIN TRENCH

127LF DIRECTIONAL BORE
PLACE ONE(1)-4" HDPE CONDUIT
WITH THREE(3)-1.25" INNERDUCTS
AND ONE(1) 72 FIBER OPTIC CABLE
WITH TRACER WIRE

400 DULANY ST

1925 BALLENGER AVE
(OFFICE BUILDING)

STA. 0+66
END TRENCH/BEGIN BORE
END CITY OF ALEXANDRIA PERMIT
BEGIN PRIVATE PROPERTY

BALLENGER AVE

51LF ASPHALT TRENCH & 15LF BRICK TRENCH
PLACE ONE(1)-4" SCH 40 PVC CONDUIT
WITH THREE(3)-1.25" INNERDUCTS
AND ONE(1) 72 FIBER OPTIC CABLE
WITH TRACER WIRE

STA 0+00
EXISTING 4'X4' ZAYO MANHOLE (LABELLED ABOVE NET)
CORE BORE AND SEAL PENETRATION
CONNECT ONE(1)-4" SCH 40 PVC CONDUIT TO WEST WALL
LEAVE ONE(1) 100LF TAIL OF 72 FIBER OPTIC CABLE
FOR SPLICING OPERATIONS

1900 BALLENGER AVE
(4 STORY BLDG)

- CONSTRUCTION NOTES:**
- 1) UTILITIES LOCATIONS AND ROW SHOWN ARE BASED ON RECORDS AND FIELD OBSERVATIONS. ALL UTILITIES MUST BE VERIFIED.
 - 2) THE CONTRACTOR WILL BE RESPONSIBLE TO PERFORM TRENCHING OPERATIONS IN COMPLIANCE WITH OSHA GUIDELINES.
 - 3) SURFACE RESTORATION WILL BE COMPLETED AND MAINTAINED TO THE SATISFACTION OF THE PROPERTY OWNER OR OTHER PERMITTING AUTHORITY.
 - 4) ALL WORK WILL BE PERFORMED UNDER PERMIT TO THE APPROPRIATE AUTHORITY, FOLLOWING ANY AND ALL RESTRICTIONS OR APPROVED REVISIONS.
 - 5) FULL SIDEWALK PAD REPLACEMENT REQUIRED.



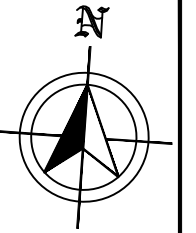
REVISIONS		
DATE:	DESCRIPTIONS:	BY:



Metropolitan Communications Group
 fiber engineering construction splicing
 910 Camaro Run Drive, West Chester, PA 19380
 Office: (610) 696-6910 • Fax: (610) 696-6937

PROJECT MANAGER: DFS
ENGINEERED BY: AM
DRAWN BY: LB
PRELIMINARY DATE
03/17/20

TITLE:	400 DULANY ST PLAN VIEW	
	ALEXANDRIA, VA	CITY OF ALEXANDRIA
DRAWING NO:	ZAYO_400_Dulany_St_Plan_View	
ISSUE DATE:	SCALE: 1" = 40'	SHEET: 12 OF 13



PLACE 35LF OF ONE(1) 72 FIBER OPTIC CABLE
NEATLY SECURED TO EXISTING LADDER RACKING
(INCLUDES VERTICAL FOOTAGE)

STA. 2+72
END BUILDING ENTRANCE

STA. 2+46
SEE OSP - PLAN VIEW
SHEET 12 FOR CONTINUATION

MDF

INTERLM DATA CENTER

26LF FIBER PULL
PLACE ONE(1) 72 FIBER OPTIC CABLE
THRU EXISTING BUILDING ENTRANCE CONDUIT

STA. 3+07
EXISTING RACK
LEAVE ONE(1) 50LF TAIL OF 72 FIBER OPTIC CABLE
FOR SPLICING OPERATIONS
(NOTE: RACK NUMBER AND LOCATION TO BE DETERMINED
BY REPRESENTATIVE PRIOR TO CONSTRUCTION)

C



CALL BEFORE YOU DIG
1-800-552-7001
72 HOURS NOTICE REQUIRED

REVISIONS		
DATE:	DESCRIPTIONS:	BY:



910 Camaro Run Drive, West Chester, PA 19380
Office: (610) 696-6910 • Fax: (610) 696-6937

PROJECT MANAGER: DFS
ENGINEERED BY: AM
DRAWN BY: LB
PRELIMINARY DATE
03/17/20

TITLE:		
400 DULANY STREET		
CONCOURSE FLR-PARTIAL PLAN VIEW		
ALEXANDRIA, VA CITY OF ALEXANDRIA		
DRAWING NO:	ZAYO_400_Dulany_St_Concourse_fir	
ISSUE DATE:	SCALE: 1" = 5'	SHEET: 13 OF 13